



MEMORY FOAM



WELT DETAIL



POWER BUTTON WITH USB CHARGER



POWER HEADREST

**OPTIONS**

**FRAME**

All Palliser frames are constructed from engineered wood products, hardwood or softwood; joints are pinned and glued for uniformity and strength.

**SEATING COMFORT**

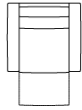
Full, chaise-style seat cushions with high-resiliency, high density foam core in polyester wrap  
 Semi-attached back cushions feature a high-resiliency, high-density foam core with a layer of memory foam.  
 Back Suspension: 100% premium elastic webbing to provide consistent comfort and support.  
 Seat Suspension: 100% premium elastic webbing, engineered to provide consistent comfort and endurance.

**FUNCTION**

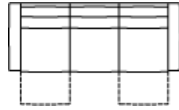
Power recline and power headrest with brushed metal switch and USB charging

**COVERS**

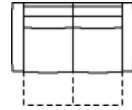
Leather Like  
 Leather  
 Fabric



**38 Swivel Glider Power Recliner w/Power Headrest**  
33 x 39 x 42"  
84 x 98 x 106 cm  
IA: 21" / 54 cm



**61 Sofa Power Recliner w/Power Headrest**  
80 x 39 x 42"  
202 x 98 x 106 cm  
IA: 67" / 171 cm



**63 Loveseat Power Recliner w/ Power Headrest**  
57 x 39 x 42"  
144 x 98 x 106 cm  
IA: 44" / 112 cm

## DIMENSIONS

Seat Depth: 22" / 56 cm  
Seat Height: 20" / 51 cm  
Arm Depth: 31" / 79 cm  
Arm Height: 26" / 66 cm  
Reclined Depth: 65" / 166 cm

Dimensions shown as Width x Depth x Height.

Dimensions are correct at the time of printing and are subject to change without notice. Actual measurements for each item may vary from what is shown here. Please allow up to a +/- 1 inch difference. Availability may vary by region.