



STANDARD
PREMIUM FOAM



POWER
HEADREST



POWER BUTTON
WITH USB
CHARGER

Visit Palliser.com to view all current product spec sheets

OPTIONS

FRAME

All Palliser frames are constructed from engineered wood products, hardwood or softwood; joints are pinned and glued for uniformity and strength.

SEATING COMFORT

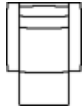
Attached seat cushions feature a high-resiliency, high density foam core with a polyester wrap
Semi-attached back cushions with fibre filling
Back Suspension: 100% premium elastic webbing to provide consistent comfort and support.
Seat Suspension: Heavy gauge sinuous springs, engineered to provide premium comfort and endurance.

FUNCTION

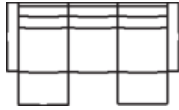
Power recline and power headrest with brushed metal switch and USB charging

COVERS

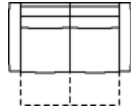
Leather Like
Leather
Fabric



**31 Wallhugger Power Recliner
w/ Power Headrest**
34 x 39 x 41"
86 x 100 x 103 cm
IA: 22" / 56 cm



**61 Sofa Power Recliner w/
Power Headrest**
81 x 39 x 41"
205 x 100 x 103 cm
IA: 69" / 174 cm



**63 Loveseat Power Recliner
w/ Power Headrest**
58 x 39 x 41"
147 x 100 x 103 cm
IA: 46" / 116 cm

DIMENSIONS

Seat Depth: 21" / 52 cm
Seat Height: 20" / 51 cm
Arm Depth: 33" / 85 cm
Arm Height: 25" / 63 cm
Reclined Depth: 65" / 165 cm

Dimensions shown as Width x Depth x Height.

Dimensions are correct at the time of printing and are subject to change without notice. Actual measurements for each item may vary from what is shown here. Please allow up to a +/- 1 inch difference. Availability may vary by region.