

SOLID MAPLE CASUAL DINING

Amish crafted dining selection on back. Choose your pedestal design, chair and finish




Toffee (MT)




Michael's (MM)




Asbury (MA)




Bark (MB)




Earhtone (ME)



Grizzly (MG)




Washed (MW)



Sandstone (MS)



Driftwood (MD)



Onyx (MO)

PEDESTAL TABLES

1. SELECT PEDESTAL DESIGN

*Pedestal tables come with one 18" leaf.

*Pedestal tables are designed with matching tops and bases

Sarah Table

Top: 4054848T
Base: 4054848B



Ruby Table

Top: 4064242T
Base: 4064242B



Mary Table

Top: 4074242T
Base: 4074242B



Rebecca Table

Top: 4084242T
Base: 4084242B



4074242T & 4074242B: Mary Table / 41001: Alex Chair

2. SELECT CHAIR DESIGN(S)



41001 - ALEX

41002 - BRADLEY

41003 - FLORENCE

41004 - NATHAN




41005 - SAMUEL

41006 - COOPER

41007 - LUCAS

41008 - RYAN

3. SELECT FINISH COLOR



TWO-TONE FINISHING: Put table top/chair seat finish code first. Follow with a "-" and then add the finish code of table skirt/chair frame. For two-tone tables - order pedestal base finish to match table skirt.

HOW TO ORDER

1. Table Top Design #
2. Matching Table Base #
3. Add finish code to top and base

Solid Finish Table

EXAMPLE: 4064242TMT & 4064242BMT

1. 4064242T: Ruby Table Top
2. 4064242B: Ruby Pedestal Base
3. MT: Toffee finish on both top and base

Two-tone Finish Table

EXAMPLE: 4074242TMA-MW & 4074242BMW

1. 4074242T: Mary Table Top
2. 4074242B: Mary Pedestal Base
3. MA: Asbury finish on table top
4. -MW: Washed finish on table's skirt
5. MW: Washed finish on pedestal base

Solid Finish Chair

EXAMPLE: 41002ME

1. 41002: Bradley Chair
2. ME: Earhtone finish

Two-tone Finish Chair

EXAMPLE: 41001MM-MW

1. 41001: Alex Chair
2. MM: Michael's finish on chair seat
3. MW: Washed finish on chair frame



4054: Dining Server 36 1/4"H x 54"W x 18"D