

WOODS & FINISHES

RUSTIC ALDER



BEECH



CHERRY



RUSTIC HICKORY



MAPLE



PAINT



RED OAK



QUARTER SAWN OAK



RUSTIC WHITE OAK



AMERICAN WALNUT



RUSTIC ALDER


Wood Finishes



PRICE CODE: AK


Rustic (Knotty) Alder is a relatively soft hardwood with medium density ranging in color from soft yellow-tans to light browns with reddish hues. Alder is grown in the Pacific Northwest and has a smooth grain similar to Cherry. Our Rustic Alder features split and open knots that vary in shapes, colors and sizes adding wonderful character to your heirloom furniture.

ANTIQUE ALDER



ST-K, ST, ST-D, ST-G

CALLAWAY



CC-K, CC, CC-D, CC-G

NAKED



NK, NK-D, NK-G, NK-K

VINTAGE



VN-K, VN, VN-D, VN-G

WEATHERED



WA-K, WAN, WA-D, WA-G

STAIN CODE MARKED **BOLD** SHOWN



EMPIRE HIGH PERFORMANCE MEDIA CONSOL SHOWN IN
RUSTIC ALDER
HEAVILY DISTRESSED CALLAWAY (CC-K) FINISH

Stain Matching:

Current Stains - \$60 per Order

Contact us to start Stain Return Authorization process.
Allow up to 2 additional weeks to lead time.

Additional Sample Request:

Kiosk Samples - \$20 each + Shipping

Larger Samples (approx 7X9") - \$30 each + Shipping

Wood stain and paint images are shown for reference only and should not be used as the sole source for selecting your furniture finish. They are intended to illustrate the variety and beauty of the wood finishes we offer. To see the true beauty and quality of our finishes firsthand, please visit an authorized dealer location.

Standard 2-Tone:

1st Color - All of the body

2nd Color - Top or Top Crown

(wood knobs may also be 2nd color)

All other 2-Toning must be quoted.

	Standard	Glazed & Distressed	Glazed w/out Distressing	Glazed & Heavily Distressed
% Upcharge	0	0	0	0
Antique Alder	ST	ST-D	ST-G	ST-K
Callaway	CC	CC-D	CC-G	CC-K
Naked	NK	NK-D	NK-G	NK-K
Vintage	VN	VN-D	VN-G	VN-K
Weathered	WA	WA-D	WA-G	WA-K

2-Toning	% Upcharge
Standard	10

BEECH

Wood Finishes



SHASTA BEDROOM SHOWN IN BEECH - SUNSET (SS) FINISH

% Upcharge	<div> <div>Standard</div> <div>Glazed & Distressed</div> <div>Glazed w/out Distressing</div> </div>		
	0	10	10
Deer Creek*	DC	DC-3	DC-4
Driftwood*	DW	DW-3	DW-4
Idaho*	ID	ID-3	ID-4
Nevada	7W	7W-3	7W-4
Newman*	NM	NM-3	NM-4
Rockport*	RP	RP-3	RP-4
Sand*	SD	SD-3	SD-4
Sunset	SS	SS-3	SS-4
Summer*	SR	SR-3	SR-4
Toffee*	99	99-3	99-4
Vintage	VN	VN-3	VN-4

*Images coming soon

Standard 2-Tone:

1st Color - All of the body

2nd Color - Top or Top Crown

(wood knobs may also be 2nd color)

All other 2-Toning must be quoted.

2-Toning	% Upcharge
Standard	10
Glazed & Distressed (3)	12
Glazed w/out Distressing (4)	12

Stain Matching:

Current Stains - \$60 per Order

Contact us to start Stain Return Authorization process.

Allow up to 2 additional weeks to lead time.

Additional Sample Request:

Kiosk Samples - \$20 each + Shipping

Larger Samples (approx 7X9") - \$30 each + Shipping

Wood stain and paint images are shown for reference only and should not be used as the sole source for selecting your furniture finish. They are intended to illustrate the variety and beauty of the wood finishes we offer. To see the true beauty and quality of our finishes firsthand, please visit an authorized dealer location.

CHERRY


Wood Finishes




PRICE CODE: **CHY**

Cherry is a smooth-grained, reddish-brown hardwood known for its pitch marks (worm holes), mineral streaks and beautiful patina aging process. The patina/darkening process is most rapid during its first year and continues as it is exposed to light creating the richness cherry is so prized for. It is considered a medium hardwood most prevalent in the northeastern States derived from American Black Cherry fruit trees.


CHERRY AUTUMN



CA, CA-3, CA-4
SUNSET



SS
VINTAGE




VN, VN-3, VN-4

NEWMAN




NM, NM-3, NM-4
SWEETWATER




SW, SW-3, SW-4

SUMMER



SR, SR-3, SR-4
TIMBER



TM, TM-3, TM-4

STAIN CODE MARKED **BOLD** SHOWN

ALL CHERRY STAINS AVAILABLE ON RUSTIC CHERRY

PRICE CODE: **CK**



COPPER CREEK NIGHTSTAND
SHOWN IN RUSTIC CHERRY
DISTRESSED VINTAGE (VN-3) FINISH

Stain Matching:

Current Stains - \$60 per Order
Contact us to start Stain Return Authorization process.
Allow up to 2 additional weeks to lead time.

Additional Sample Request:

Kiosk Samples - \$20 each + Shipping
Larger Samples (approx 7X9") - \$30 each + Shipping

Wood stain and paint images are shown for reference only and should not be used as the sole source for selecting your furniture finish. They are intended to illustrate the variety and beauty of the wood finishes we offer. To see the true beauty and quality of our finishes firsthand, please visit an authorized dealer location.

% Upcharge	Standard		
	0	10	10
Cherry Autumn	CA	CA-3	CA-4
Driftwood*	DW	DW-3	DW-4
Deer Creek*	DC	DC-3	DC-4
Newman	NM	NM-3	NM-4
Rockport*	RP	RP-3	RP-4
Summer	SR	SR-3	SR-4
Sunset (Natural)	SS		
Sweetwater	SW	SW-3	SW-4
Timber	TM	TM-3	TM-4
Toffee*	99	99-3	99-4
Vintage	VN	VN-3	VN-4

*Images coming soon

Standard 2-Tone:

1st Color - All of the body

2nd Color - Top or Top Crown

(wood knobs may also be 2nd color)

All other 2-Toning must be quoted.

2-Toning	% Upcharge
Standard	10
Glazed & Distressed (3)	12
Glazed w/out Distressing (4)	12

RUSTIC HICKORY

Wood Finishes



PRICE CODE: HK

Of our Rustic woods, Hickory has the most character with knots, mineral streaks, a coarse texture with a wide range of color variation from reddish brown, tan-brown to white sometimes having a striped appearance. Rustic Hickory is strong, dense, durable and the hardest wood we work with. Hickory is typically found in the Pennsylvania region.

CABIN



CB-K, CB, CB-D, CB-G

CINNAMON



CN-K, CN, CN-D, CN-G

RECLAIMED



RC-K, RC, RC-D, RC-G

STAIN CODE MARKED **BOLD** SHOWN



ASHBY WALL BED
SHOWN IN
RUSTIC HICKORY
HEAVILY DISTRESSED CABIN (CB-K) FINISH

Stain Matching:

Current Stains - \$60 per Order

Contact us to start Stain Return Authorization process.

Allow up to 2 additional weeks to lead time.

Additional Sample Request:

Kiosk Samples - \$20 each + Shipping

Larger Samples (approx 7X9") - \$30 each + Shipping

Wood stain and paint images are shown for reference only and should not be used as the sole source for selecting your furniture finish. They are intended to illustrate the variety and beauty of the wood finishes we offer. To see the true beauty and quality of our finishes firsthand, please visit an authorized dealer location.

	Standard	Glazed & Distressed	Glazed w/out Distressing	Glazed & Heavily Distressed
% Upcharge	0	0	0	0
Cabin	CB	CB-D	CB-G	CB-K
Cinnamon	CN	CN-D	CN-G	CN-K
Reclaimed	RC	RC-D	RC-G	RC-K

Standard 2-Tone:

1st Color - All of the body

2nd Color - Top or Top Crown

(wood knobs may also be 2nd color)

All other 2-Toning must be quoted.

2-Toning	% Upcharge
Standard	10


MAPLE

Wood Finishes

Maple is fine textured and has a close, straight grain and is creamy white in color with a slight reddish brown tinge. It grows most prevalently in the Mid-Atlantic and Lake states. Maple takes stain and paint beautifully with bright and pleasant overall finish.

MAPLE - SELECT

DESERT



TD


TOAST



TT, TT-3, TT-4

MAPLE

DEER CREEK




DC, DC-3, DC-4

DRIFTWOOD




DW, DW-3, DW-4

IDAHO



ID, ID-3, ID-4

MEADOW



02, 02-3, 02-4

NEWMAN




NM, NM-3, NM-4

SAND



SD, SD-3, SD-4

VINTAGE



VN, VN-3, VN-4

STAIN CODE MARKED **BOLD** SHOWN


 HOME OFFICE SHOWN IN
 SELECT MAPLE - DISTRESSED TOAST (TT-3) FINISH

	Select	Select, Glazed & Distressed	Select, Glazed w/out Distressing
Select % Upcharge	10	20	20
Desert	TD		
Toast	TT	TT-3	TT-4

	Standard	Glazed & Distressed	Glazed w/out Distressing
% Upcharge	0	10	10
Deer Creek	DC	DC-3	DC-4
Driftwood	DW	DW-3	DW-4
Idaho	ID	ID-3	ID-4
Meadow	02	02-3	02-4
Newman	NM	NM-3	NM-4
Rockport*	RP	RP-3	RP-4
Sand	SD	SD-3	SD-4
Toffee*	99	99-3	99-4
Vintage	VN	VN-3	VN-4

*Images coming soon

Standard 2-Tone:
1st Color - All of the body
2nd Color - Top or Top Crown
 (wood knobs may also be 2nd color)
All other 2-Toning must be quoted.

Select 2-Toning	% Upcharge
Select	10
Select Glazed & Distressed (3)	20
Select Glazed w/out Distressing (4)	20

2-Toning	% Upcharge
Standard	10
Glazed & Distressed (3)	12
Glazed w/out Distressing (4)	12

Stain Matching:

Current Stains - \$60 per Order
 Contact us to start Stain Return Authorization process.
 Allow up to 2 additional weeks to lead time.

Additional Sample Request:


Kiosk Samples - \$20 each + Shipping
 Larger Samples (approx 7X9") - \$30 each + Shipping

Wood stain and paint images are shown for reference only and should not be used as the sole source for selecting your furniture finish. They are intended to illustrate the variety and beauty of the wood finishes we offer. To see the true beauty and quality of our finishes firsthand, please visit an authorized dealer location.

PAINT

Wood Finishes

SWISS COFFEE



PNW-B

ANTIQUED SWISS COFFEE



PNW-A

HEAVILY DISTRESSED SWISS COFFEE



PNW-H

HEAVILY DISTRESSED BLACK



PBP-H

BLACK




PBP-B

ANTIQUED BLACK




PBP-A

OFF-WHITE



PWP-B, **PWP-A**, PWP-H

ACAPULCO GREEN




PGP-B, **PGP-A**, PGP-H

AQUA BLUE



PAB-B, **PAB-A**, PAB-H

CALM GREY



PSL-B, **PSL-A**, PSL-H

CANDY APPLE RED



PRC-B, **PRC-A**, PRC-H

NAVY BLUE



PNB-B, **PNB-A**, PNB-H

SMOKED GREY



PSG-B, **PSG-A**, PSG-H

STAIN CODE MARKED **BOLD** SHOWN

BOOKCASE SHOWN IN
2-TONED PAINT FINISH
ANTIQUE CANDY APPLE RED (PRC-A)
AND
RED OAK
ANTIQUE OAK (AO) FINISH



Stain Matching:

Current Stains - \$60 per Order
Contact us to start Stain Return Authorization process.
Allow up to 2 additional weeks to lead time.

Additional Sample Request:

Kiosk Samples - \$20 each + Shipping
Larger Samples (approx 7X9") - \$30 each + Shipping

Wood stain and paint images are shown for reference only and should not be used as the sole source for selecting your furniture finish. They are intended to illustrate the variety and beauty of the wood finishes we offer. To see the true beauty and quality of our finishes firsthand, please visit an authorized dealer location.

Standard 2-Tone:

1st Color - All of the body
2nd Color - Top or Top Crown
(wood knobs may also be 2nd color)
All other 2-Toning must be quoted.

	Solid Paint	Antiqued Paint	Heavily Distressed Paint
% Upcharge	10	10	15
Swiss Coffee	PNW-B	PNW-A	PNW-H
Black	PBP-B	PBP-A	PBP-H
Off-White	PWP-B	PWP-A	PWP-H
Acapulco Green	PGP-B	PGP-A	PGP-H
Aqua Blue	PAB-B	PAB-A	PAB-H
Calm Grey	PSL-B	PSL-A	PSL-H
Candy Apple Red	PRC-B	PRC-A	PRC-H
Navy Blue	PNB-B	PNB-A	PNB-H
Smoked Grey	PSG-B	PSG-A	PSG-H


2-Toning	% Upcharge
Solid Paint	12
Antiqued Paint (A)	12
Heavily Distressed Paint (H)	17

RED OAK

Wood Finishes


Red Oak is the most abundant wood species growing in the Eastern United States. It has a pinkish-reddish brown color way with a coarse texture and mostly straight grain. A classic American hard, dense and durable wood.

ANTIQUÉ OAK



AO, AO-3, AO-4

DRIFTWOOD



DW, DW-3, DW-4

IDAHO



ID, ID-3, ID-4

NAKED



NK, NK-3, NK-4

OLD WORLD



88, 88-3, 88-4

VINTAGE



VN, VN-3, VN-4

WEATHERED



WA, WA-3, WA-4

WYOMING



WY, WY-3, WY-4

STAIN CODE MARKED **BOLD** SHOWN



RILEY ENTERTAINMENT SHOWN IN RED OAK - DISTRESSED VINTAGE (VN-3) FINISH

	Standard	Distressed	Glazed & Distressed	Glazed w/out Distressing
% Upcharge	0	10	10	10
Antique Oak	AO	AO-3	AO-4	AO-4
Driftwood	DW	DW-3	DW-4	DW-4
Idaho	ID	ID-3	ID-4	ID-4
Naked	NK	NK-3	NK-4	NK-4
Old World	88	88-3	88-4	88-4
Vintage	VN	VN-3	VN-4	VN-4
Weathered	WA	WA-3	WA-4	WA-4
Wyoming	WY	WY-3	WY-4	WY-4

Standard 2-Tone:
1st Color - All of the body
2nd Color - Top or Top Crown
 (wood knobs may also be 2nd color)
All other 2-Toning must be quoted.

2-Toning	% Upcharge
Standard	10
Glazed & Distressed (3)	12
Glazed w/out Distressing (4)	12

Stain Matching:

Current Stains - \$60 per Order
Contact us to start Stain Return Authorization process.
 Allow up to 2 additional weeks to lead time.

Additional Sample Request:

Kiosk Samples - \$20 each + Shipping
 Larger Samples (approx 7X9") - \$30 each + Shipping

Wood stain and paint images are shown for reference only and should not be used as the sole source for selecting your furniture finish. They are intended to illustrate the variety and beauty of the wood finishes we offer. To see the true beauty and quality of our finishes firsthand, please visit an authorized dealer location.

QUARTER SAWN WHITE OAK

Wood Finishes



PRICE CODE: **QS**

Quarter Sawn White Oak is named for the angle in which it is cut distinguishing it from your traditional oak furniture. The cut gives its distinguished tiger-ray grain pattern often used on mission style furniture. White Oak is a hard and strong Northeastern American wood used to build furniture that stands the test of time.

ANTIQUE OAK



AO, AO-3, AO-4

OLD WORLD



88, 88-3, 88-4

VINTAGE



VN, VN-3, VN-4

WEATHERED



WA, WA-3, WA-4

STAIN CODE MARKED **BOLD** SHOWN

WYOMING



WY, WY-3, WY-4



COPPER CREEK MEDIA CONSOL SHOWN IN
QUARTER SAWN WHITE OAK - DISTRESSED WEATHERED (WA-3) FINISH

	Standard	Glazed & Distressed	Glazed w/out Distressing
% Upcharge	0	10	10
Antique Oak	AO	AO-3	AO-4
Old World	88	88-3	88-4
Vintage	VN	VN-3	VN-4
Weathered	WA	WA-3	WA-4
Wyoming	WY	WY-3	WY-4

Standard 2-Tone:

1st Color - All of the body

2nd Color - Top or Top Crown

(wood knobs may also be 2nd color)

All other 2-Toning must be quoted.

2-Toning	% Upcharge
Standard	10
Glazed & Distressed (3)	12
Glazed w/out Distressing (4)	12

Stain Matching:

Current Stains - \$60 per Order

Contact us to start Stain Return Authorization process.

Allow up to 2 additional weeks to lead time.

Additional Sample Request:

Kiosk Samples - \$20 each + Shipping

Larger Samples (approx 7X9") - \$30 each + Shipping

Wood stain and paint images are shown for reference only and should not be used as the sole source for selecting your furniture finish. They are intended to illustrate the variety and beauty of the wood finishes we offer. To see the true beauty and quality of our finishes firsthand, please visit an authorized dealer location.

RUSTIC WHITE OAK

Wood Finishes

Stuart David Home Furnishings

PRICE CODE: OK

White Oak is a strong, hard, heavy Northeastern American wood. It has more figure and longer rays than red oak with a distinctive open grain and medium-coarse texture. Our Rustic White Oak has a lot of character and takes stain bright and beautifully.

OLD WORLD



88-K, 88, 88-D, 88-G

RECLAIMED



RC-K, RC, RC-D, RC-G

VINTAGE



VN-K, VN, VN-D, VN-G

WEATHERED



WA-K, WA, WA-D, WA-G

HOME OFFICE SHOWN IN
RUSTIC WHITE OAK - RECLAIMED (RC) FINISH



STAIN CODE MARKED **BOLD** SHOWN

Stain Matching:

Current Stains - \$60 per Order

Contact us to start Stain Return Authorization process.
Allow up to 2 additional weeks to lead time.

Additional Sample Request:

Kiosk Samples - \$20 each + Shipping
Larger Samples (approx 7X9") - \$30 each + Shipping

Wood stain and paint images are shown for reference only and should not be used as the sole source for selecting your furniture finish. They are intended to illustrate the variety and beauty of the wood finishes we offer. To see the true beauty and quality of our finishes firsthand, please visit an authorized dealer location.

	Standard	Glazed & Distressed	Glazed w/out Distressing	Glazed & Heavily Distressed
% Upcharge	0	0	0	0
Old World	88	88-D	88-G	88-K
Reclaimed	RC	RC-D	RC-G	RC-K
Vintage	VN	VN-D	VN-G	VN-K
Weathered	WA	WA-D	WA-G	WA-K

Standard 2-Tone:

1st Color - All of the body
2nd Color - Top or Top Crown
(wood knobs may also be 2nd color)

All other 2-Toning must be quoted.

2-Toning	% Upcharge
Standard	10

AMERICAN WALNUT

Wood Finishes

Stuart David Home Furnishings

PRICE CODE: WAL

American Walnut is a class of hardwood all its own completely unique to North America. Its natural color range is wide with creamy whites to light browns to dark chocolate browns and sometimes with purplish streaks throughout. This wood has both straight and curly grain patterns making it very attractive, full of character and uniquely one of a kind. It is tough and will stand the test of time.

NATURAL



NW

DEER CREEK



DC



SIERRA VISTA MASTER CHEST SHOWN IN WALNUT - NATURAL (NW) FINISH

Stain Matching:

Current Stains - \$60 per Order

Contact us to start Stain Return Authorization process.
Allow up to 2 additional weeks to lead time.

Additional Sample Request:

Kiosk Samples - \$20 each + Shipping
Larger Samples (approx 7X9") - \$30 each + Shipping

Wood stain and paint images are shown for reference only and should not be used as the sole source for selecting your furniture finish. They are intended to illustrate the variety and beauty of the wood finishes we offer. To see the true beauty and quality of our finishes firsthand, please visit an authorized dealer location.

% Upcharge	
Natural	NW
Deer Creek	DC

Standard 2-Tone:


1st Color - All of the body

2nd Color - Top or Top Crown

(wood knobs may also be 2nd color)

All other 2-Toning must be quoted.

2-Toning	
Standard	10



B - Gun Metal • M - Matte Black • N - Nickle • Z - Bronze



KWA-[M]* • KWA-[N] • KWA-[Z]



KW3-[M] • KW3-[N] • KW3-[Z]*



KW0-[M]
KW0-[N]*
KW0-[Z]



XA-[M] • XA-[N]* • XA-[Z]



X3-[M]* • X3-[N] • X3-[Z]



X0-[M]
X0-[N]*
X0-[Z]*



T3-[M] • T3-[N]* • T3-[Z]



T1-[M]* • T1-[N] • T1-[Z]



T0-[M]
T0-[N]*
T0-[Z]*



BA-[B]* • BA-[N] • BA-[Z]



B0-[B]
B0-[N]*
B0-[Z]




B1-[B]* • B1-[N] • B1-[Z]



B4-[B] • B4-[N] • B4-[Z]*



DA-[M] • DA-[N]* • DA-[Z]



D4-[M]* • D4-[N] • D4-[Z]



D0-[M]
D0-[N]*
D0-[Z]*

EL MONTE

Bedroom Collection



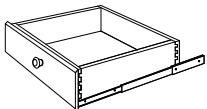
Queen El Monte Bed shown on Beech hardwood

Customize Your Stuart David Handcrafted Bedroom:

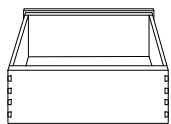
- | | | | | |
|--|---|--|-----------------------------------|--|
| <p>1 NORTH AMERICAN HARDWOODS:</p> <ul style="list-style-type: none"> AK - RUSTIC ALDER CHY - CHERRY CK - RUSTIC CHERRY HK - RUSTIC HICKORY MAP - MAPLE OAK - RED OAK OK - RUSTIC WHITE OAK QS - QUARTERSAWN WHITE OAK WAL - AMERICAN WALNUT BEC - +BEECH | <p>2 OVER 100 DESIGNER FINISHES*</p> | <p>3 SIZE</p> <ul style="list-style-type: none"> TWIN FULL QUEEN CALIFORNIA KING EASTERN KING <p>CUSTOM SIZE MODIFICATIONS
AVAILABLE W/QUOTE REQUEST</p> | <p>4 ARTISAN HARDWARE*</p> | <p>5 OPTIONS*</p> <ul style="list-style-type: none"> O-1SIDE - 1 SIDE OF DRAWERS O-ABR - ADJUSTABLE BED O-TFL - EXTRA LONG TWIN OR FULL O-PDECK - PLATFORM DECK O-SCDRW - SOFT CLOSE DRAWERS |
|--|---|--|-----------------------------------|--|

* See price list for exclusions & current selections

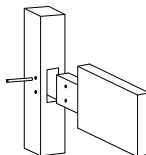
Standard Features:



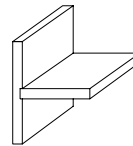
• Drawers suspended with heavy duty full extension guides allowing for effortless opening and closing.



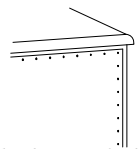
• All wood drawers assembled with dovetail joints for strength.
• Drawer interiors are smoothly sanded and lacquer-sealed.



• Tenons are a key element of construction. A board's end is cut off for insertion into a mortise. Tenons are then secured with wood pins.



• Permanent joint construction. We use a variety of joint construction methods that are time tested to ensure life long durability and strength.

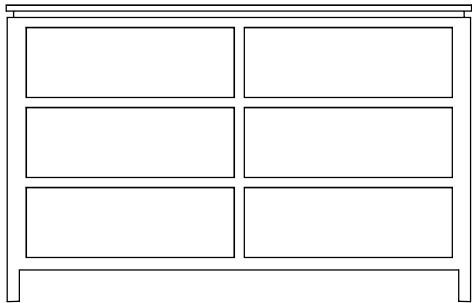


• Case backs (1/4" thick) with recessed back panels.

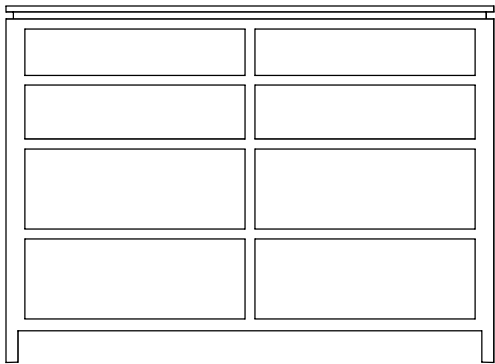
EL MONTE

Bedroom Collection

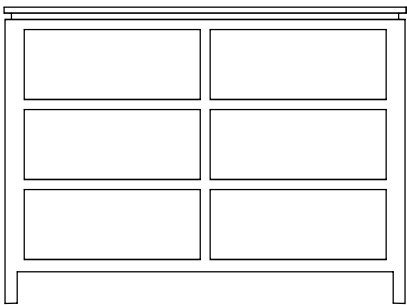
DRESSERS



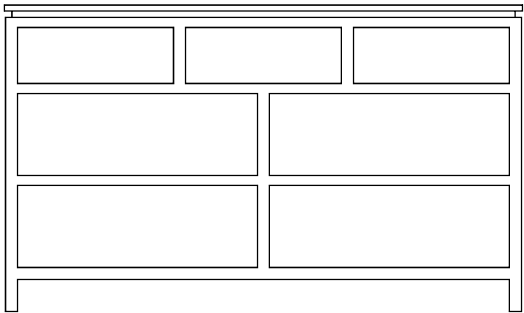
BD-92-[ET]
Dresser
6 Drawers
60w 18d 37h



BD-71-[ET]
Dresser
8 Drawers
60w 18d 45h

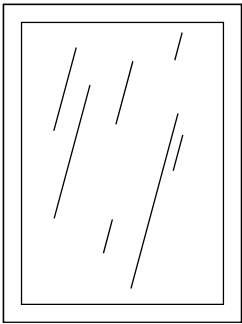


BD-81-[ET]
Dresser
6 Drawers
49w 18d 37h

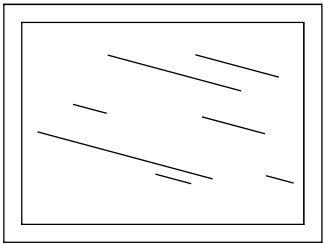


BD-60-[ET]
Dresser
6 Drawers
65w 18d 38h


MIRRORS



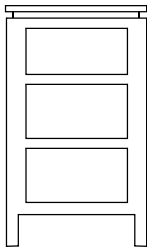
BM-10-[ET]
Mirror
29w 2d 39h or 39w 2d 29h




NIGHTSTANDS



BN-23-[SH]
Nightstand
2 Drawers
19w 18d 27h




BN-21-[SH]
Nightstand
3 Drawers
16w 18d 30h




BN-65-[SH]
Nightstand
3 Drawers
19w 18d 30h

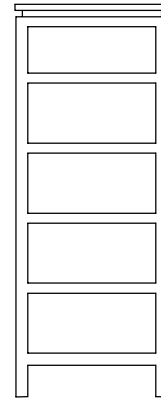
CHESTS




BC-09D-[ET]
Chest
3 Drawers, 2 Doors
with 2 adj. shelves
35w 18d 69h



BC-716-[ET]
Chest
5 Drawers
37w 18d 44h



BC-77-[ET]
Chest
5 Drawers
20w 18d 49h



BC-80-[EE]
Chest
4 Drawers
31w 18d 44h



Stuart David beds come standard with rails, slats and center supports to set your mattress and box spring upon. Additional options available in price list including platform deck to replace box spring (O-PDECK), no slats with extra 3" rail depth for an adjustable mattress base (O-ABR), and extra length for Twin or Full Extra Long (O-TFL).

Storage beds come with six full-extending drawers and ply platform to set your mattress upon.

Additional options available in price list including reduce to one-sided storage base (O-1SIDE) and extra length for Twin Extra Long (O-TFL).

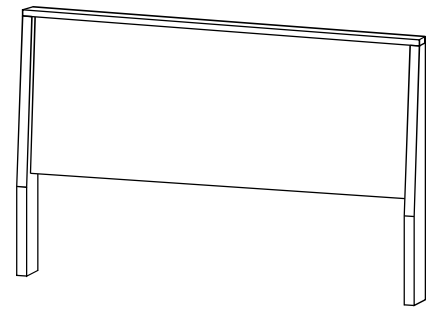
El Monte Beds

Available Sizes


Twin, Full, Queen, Eastern & California Kings



3CS-ET99
El Monte Bed
Headboard 42"H
Footboard 18"H



3H-ET99
El Monte Headboard
42h



3VS-ET99
El Monte Storage Bed
Headboard 42"H
Footboard 20"H



MONTEREY

Bedroom Collection



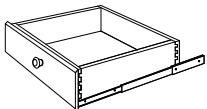
Queen Monterey Storage Bed Shown in Beech

Customize Your Stuart David Handcrafted Bedroom:

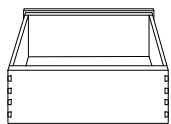
- | | | | | |
|--|---|---|-----------------------------------|--|
| <p>1 NORTH AMERICAN HARDWOODS:</p> <ul style="list-style-type: none"> AK - RUSTIC ALDER CHY - CHERRY CK - RUSTIC CHERRY HK - RUSTIC HICKORY MAP - MAPLE OAK - RED OAK OK - RUSTIC WHITE OAK QS - QUARTERSAWN WHITE OAK WAL - AMERICAN WALNUT BEC - +BEECH | <p>2 OVER 100 DESIGNER FINISHES*</p> | <p>3 SIZE</p> <ul style="list-style-type: none"> TWIN FULL QUEEN CALIFORNIA KING EASTERN KING <p>CUSTOM SIZE MODIFICATIONS
AVAILABLE W/QUOTE APPROVAL</p> | <p>4 ARTISAN HARDWARE*</p> | <p>5 OPTIONS*</p> <ul style="list-style-type: none"> O-1SIDE - 1 SIDE OF DRAWERS O-ABR - ADJUSTABLE BED O-TFL - EXTRA LONG TWIN OR FULL O-PDECK - PLATFORM DECK O-SCDRW - SOFT CLOSE DRAWERS |
|--|---|---|-----------------------------------|--|

* See price list for exclusions & current selections

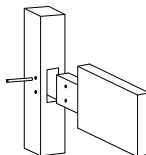
Standard Features:



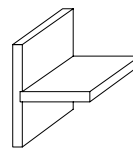
• Drawers suspended with heavy duty full extension guides allowing for effortless opening and closing.



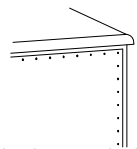
• All wood drawers assembled with dovetail joints for strength.
• Drawer interiors are smoothly sanded and lacquer-sealed.



• Tenons are a key element of construction. A board's end is cut off for insertion into a mortise. Tenons are then secured with wood pins.



• Permanent joint construction. We use a variety of joint construction methods that are time tested to ensure life long durability and strength.

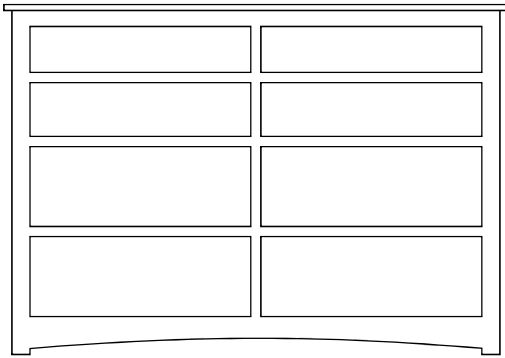


• Case backs (1/4" thick) with recessed back panels.

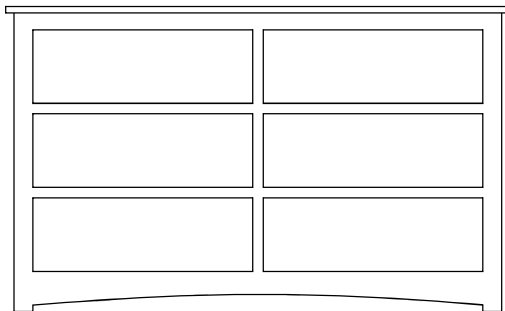
MONTEREY

Bedroom Collection

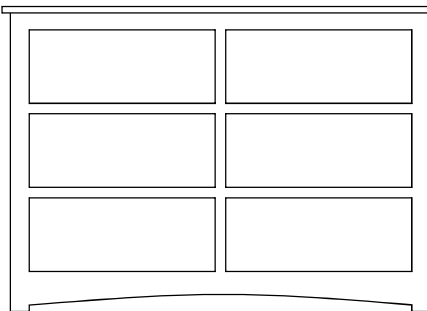
DRESSERS




BD-71-[MY]
Dresser
8 Drawers
 63w 19d 45h



BD-92-[MY]
Dresser
6 Drawers
 63w 19d 37h

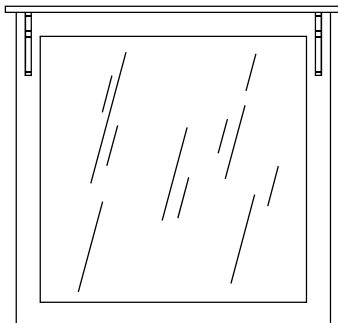


BD-81-[MY]
Dresser
6 Drawers
 52w 19d 37h

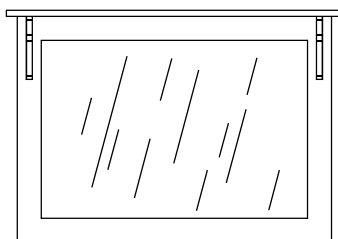


BD-60-[MY]
Dresser
7 Drawers
 67w 19d 38h

MIRRORS

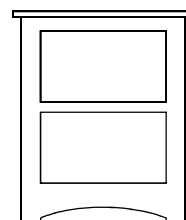


BM-A11-[MY]
Mirror
 42w 2d 40h




BM-A73-[MY]
Mirror
 42w 2d 29h

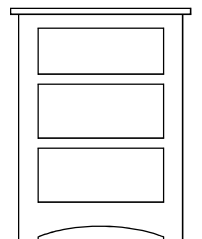
NIGHTSTANDS



BN-23-[MY]
Nightstand
2 Drawers
 23w 19d 27h




BN-21-[MY]
Nightstand
3 Drawers
 20w 19d 30h




BN-65-[MY]
Nightstand
3 Drawers
 23w 19d 30h

WOODS: AK • BEC • CHY • CK • HK
 MAP • OAK • OK • QS • WAL


CHESTS




BC-09D-[MY]
Chest
 3 Drawers, 2 Doors
 with 2 adj. shelves
 38w 19d 69h



BC-716-[MY]
Chest
 5 Drawers
 40w 19d 44h



BC-77-[MY]
Chest
 5 Drawers
 23w 19d 49h




BC-80-[MY]
Chest
 4 Drawers
 34w 19d 44h

Monterey Beds

Available Sizes
 Twin, Full, Queen, Eastern & California Kings



3CS-MYP50
Monterey Bed
 Headboard 53"H
 Footboard 15"H



3H-MYP50
Monterey Headboard
 53h



3KS-MYP50
Monterey Storage Bed
 Headboard 53"H
 Footboard 20"H

Stuart David beds come standard with rails, slats and center supports to set your mattress and box spring upon. Additional options available in price list including platform deck to replace box spring (O-PDECK), no slats with extra 3" rail depth for an adjustable mattress base (O-ABR), and extra length for Twin or Full Extra Long (O-TFL).

Storage beds come with six full-extending drawers and ply platform to set your mattress upon.

Additional options available in price list including reduce to one-sided storage base (O-1SIDE) and extra length for Twin Extra Long (O-TFL).



RILEY

Bedroom Collection



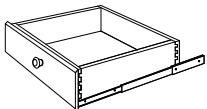
California King Riley Bed Shown on Beech

Customize Your Stuart David Handcrafted Bedroom:

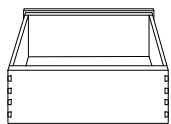
- | | | | | |
|--|---|---|-----------------------------------|--|
| <p>1 NORTH AMERICAN HARDWOODS:</p> <ul style="list-style-type: none"> AK - RUSTIC ALDER CHY - CHERRY CK - RUSTIC CHERRY HK - RUSTIC HICKORY MAP - MAPLE OAK - RED OAK OK - RUSTIC WHITE OAK QS - QUARTERSAWN WHITE OAK WAL - AMERICAN WALNUT BEC - +BEECH | <p>2 OVER 100 DESIGNER FINISHES*</p> | <p>3 SIZE</p> <ul style="list-style-type: none"> TWIN FULL QUEEN CALIFORNIA KING EASTERN KING <p>CUSTOM SIZE MODIFICATIONS
AVAILABLE W/QUOTE APPROVAL</p> | <p>4 ARTISAN HARDWARE*</p> | <p>5 OPTIONS*</p> <ul style="list-style-type: none"> O-1SIDE - 1 SIDE OF DRAWERS O-ABR - ADJUSTABLE BED O-TFL - EXTRA LONG TWIN OR FULL O-PDECK - PLATFORM DECK O-SCDRW - SOFT CLOSE DRAWERS |
|--|---|---|-----------------------------------|--|

* See price list for exclusions & current selections

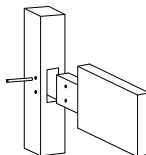
Standard Features:



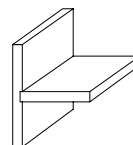
• Drawers suspended with heavy duty full extension guides allowing for effortless opening and closing.



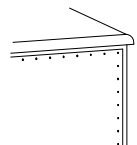
• All wood drawers assembled with dovetail joints for strength.
• Drawer interiors are smoothly sanded and lacquer-sealed.



• Tenons are a key element of construction. A board's end is cut off for insertion into a mortise. Tenons are then secured with wood pins.



• Permanent joint construction. We use a variety of joint construction methods that are time tested to ensure life long durability and strength.

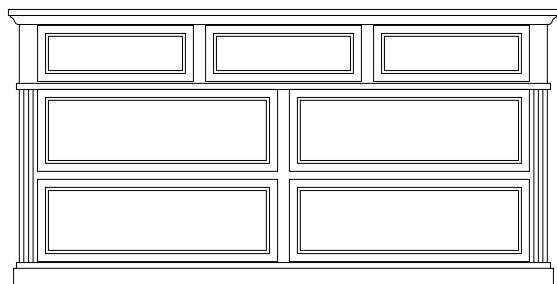


• Case backs (1/4" thick) with recessed back panels.


RILEY

Bedroom Collection

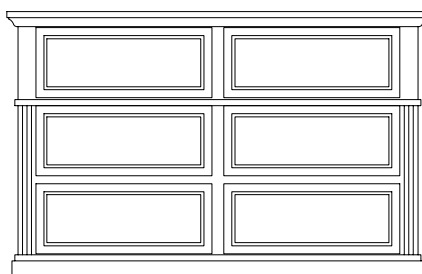
DRESSERS




BD-60-[RYB]
Dresser
7 Drawers
69w 20d 35h



BD-71-[RYB]
Dresser
8 Drawers
64w 20d 41h




BD-81-[RYB]
Dresser
6 Drawers
53w 20d 34h

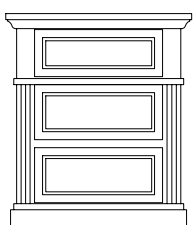


BD-92-[RYB]
Dresser
6 Drawers
61w 20d 34h

NIGHTSTANDS

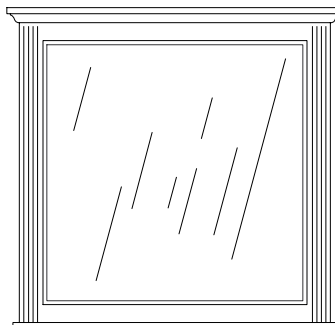


BN-951L-[RYB]
(hinges on Left)
BN-951R-[RYB]
(hinges on Right)
Nightstand
1 Drawer, 1 Door
24w 20d 27h

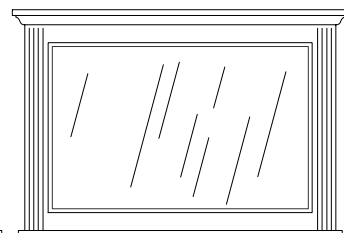


BN-65-[RYB]
Nightstand
3 Drawers
24w 20d 27h

MIRRORS



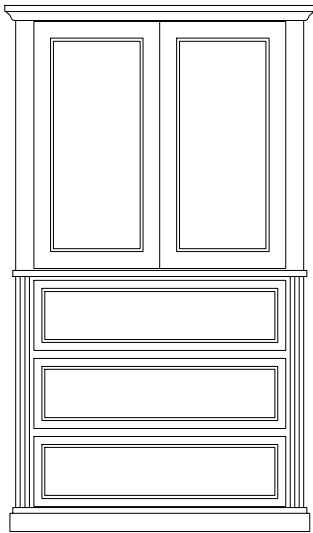
BM-14-[RYB]
Mirror
42w 3d 41h



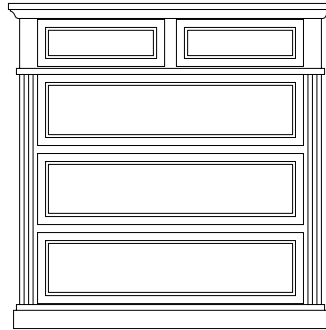
BM-15-[RYB]
Mirror
42w 3d 29h

WOODS: AK • BEC • CHY • CK • HK
 MAP • OAK • OK • QS • WAL


CHESTS



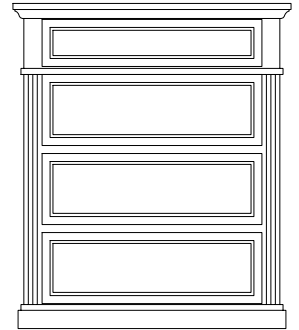
BC-09D-[RYB]
Chest
 3 Drawers, 2 Doors
 with 2 adj. shelves
 39w 20d 66h



BC-716-[RYB]
Chest
 5 Drawers
 41w 20d 41h



BC-77-[RYB]
Chest
 5 Drawers
 24w 20d 46h



BC-80-[RYB]
Chest
 4 Drawers
 35w 20d 41h

Riley Beds

Available Sizes


Twin, Full, Queen, Eastern & California Kings



3CS-RYB
Riley Bed
 Headboard 54"H
 Footboard 22"H



3H-SHP50
Riley Headboard
 54h



3VS-RYB
Riley Storage Bed
 Headboard 54"H
 Footboard 22"H

Stuart David beds come standard with rails, slats and center supports to set your mattress and box spring upon. Additional options available in price list including platform deck to replace box spring (O-PDECK), no slats with extra 3" rail depth for an adjustable mattress base (O-ABR), and extra length for Twin or Full Extra Long (O-TFL).

Storage beds come with six full-extending drawers and ply platform to set your mattress upon.

Additional options available in price list including reduce to one-sided storage base (O-1SIDE) and extra length for Twin Extra Long (O-TFL).



SHASTA

Bedroom Collection

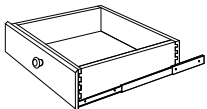


Customize Your Stuart David Handcrafted Bedroom:

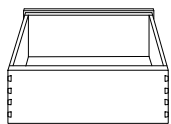
- | | | | | |
|--|---|---|-----------------------------------|--|
| <p>1 NORTH AMERICAN HARDWOODS:</p> <ul style="list-style-type: none"> AK - RUSTIC ALDER CHY - CHERRY CK - RUSTIC CHERRY HK - RUSTIC HICKORY MAP - MAPLE OAK - RED OAK OK - RUSTIC WHITE OAK QS - QUARTERSAWN WHITE OAK WAL - AMERICAN WALNUT BEC - +BEECH | <p>2 OVER 100 DESIGNER FINISHES*</p> | <p>3 SIZE</p> <ul style="list-style-type: none"> TWIN FULL QUEEN CALIFORNIA KING EASTERN KING <p>CUSTOM SIZE MODIFICATIONS
AVAILABLE W/QUOTE APPROVAL</p> | <p>4 ARTISAN HARDWARE*</p> | <p>5 OPTIONS*</p> <ul style="list-style-type: none"> O-1SIDE - 1 SIDE OF DRAWERS O-ABR - ADJUSTABLE BED O-TFL - EXTRA LONG TWIN OR FULL O-PDECK - PLATFORM DECK O-SCDRW - SOFT CLOSE DRAWERS |
|--|---|---|-----------------------------------|--|

* See price list for exclusions & current selections

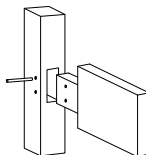
Standard Features:



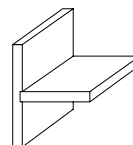
• Drawers suspended with heavy duty full extension guides allowing for effortless opening and closing.



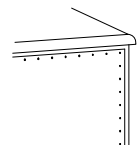
• All wood drawers assembled with dovetail joints for strength.
• Drawer interiors are smoothly sanded and lacquer-sealed.



• Tenons are a key element of construction. A board's end is cut off for insertion into a mortise. Tenons are then secured with wood pins.



• Permanent joint construction. We use a variety of joint construction methods that are time tested to ensure life long durability and strength.

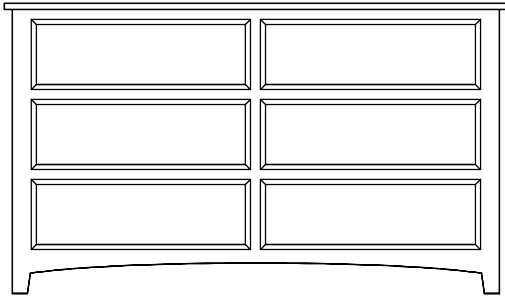


• Case backs (1/4" thick) with recessed back panels.

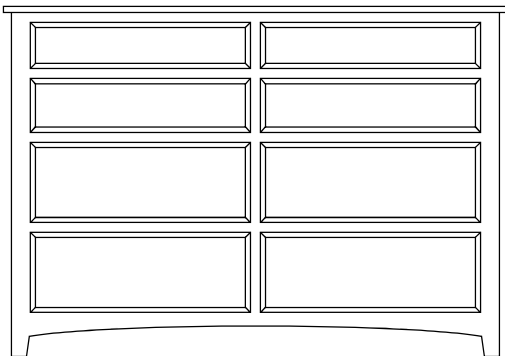
SHASTA

Bedroom Collection

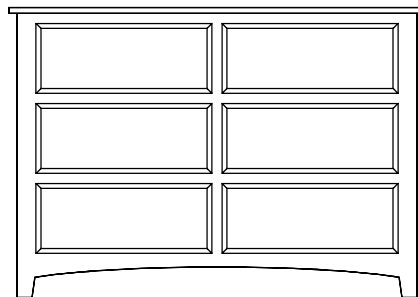
DRESSERS




BD-92-[SH]
Dresser
6 Drawers
63w 19d 37h



BD-71-[SH]
Dresser
8 Drawers
63w 19d 44h

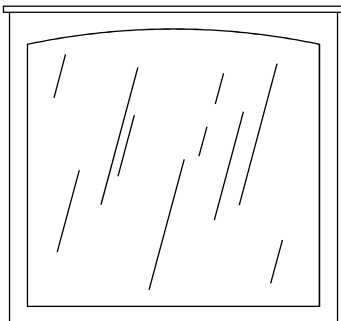


BD-81-[SH]
Dresser
6 Drawers
52w 19d 37h

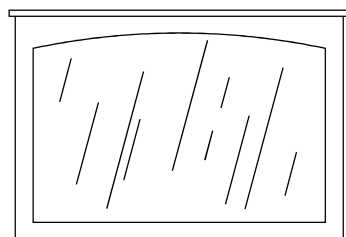


BD-60-[SH]
Dresser
6 Drawers
68w 19d 38h

MIRRORS




BM-A11-[SH]
Mirror
42w 2d 40h

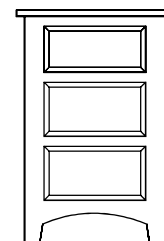


BM-A73-[SH]
Mirror
42w 2d 29h


NIGHTSTANDS



BN-23-[SH]
Nightstand
2 Drawers
23w 19d 27h

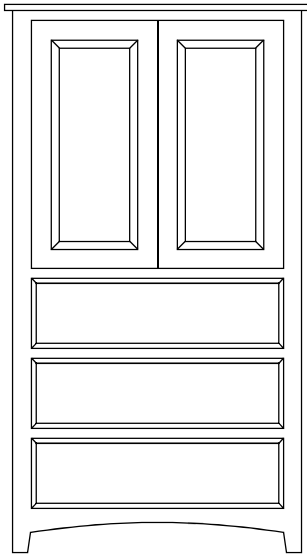


BN-21-[SH]
Nightstand
3 Drawers
20w 19d 30h




BN-65-[SH]
Nightstand
3 Drawers
23w 19d 30h


CHESTS



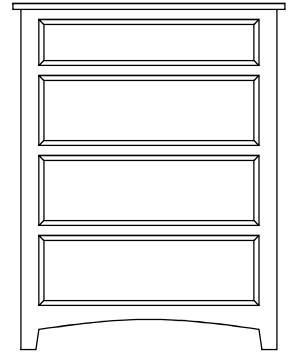
BC-09D-[SH]
Chest
3 Drawers, 2 Doors
with 2 adj. shelves
38w 19d 69h



BC-716-[SH]
Chest
5 Drawers
40w 19d 44h



BC-77-[SH]
Chest
5 Drawers
23w 19d 49h



BC-80-[SH]
Chest
4 Drawers
34w 19d 44h



Stuart David beds come standard with rails, slats and center supports to set your mattress and box spring upon. Additional options available in price list including platform deck to replace box spring (O-PDECK), no slats with extra 3" rail depth for an adjustable mattress base (O-ABR), and extra length for Twin or Full Extra Long (O-TFL).

Storage beds come with six full-extending drawers and ply platform to set your mattress upon.

Additional options available in price list including reduce to one-sided storage base (O-1SIDE) and extra length for Twin Extra Long (O-TFL).


Dunnigan Beds

Available Sizes
Twin, Full, Queen, Eastern & California Kings

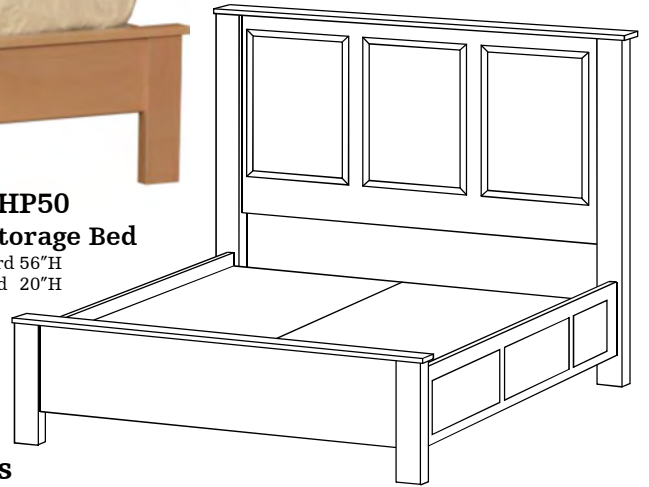


3CS-SHP50
Dunnigan Bed
Headboard 56"H
Footboard 15"H

3H-SHP50
Dunnigan Headboard
56h

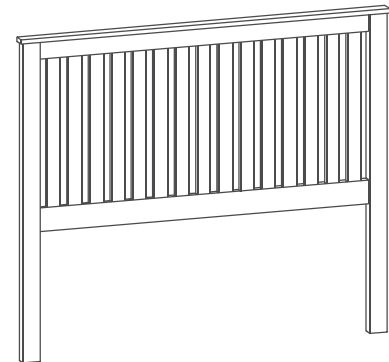


3VS-SHP50
Dunnigan Storage Bed
Headboard 56"H
Footboard 20"H

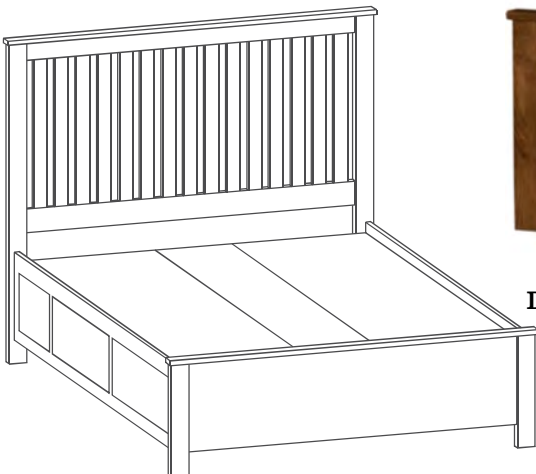


Dixon Beds

Available Sizes
Twin, Full, Queen, Eastern & California Kings



3H-SHP59
Dixon Headboard
56h



3VS-SHP59
Dixon Storage Bed
Headboard 56"H
Footboard 20"H



3CS-SHP59
Dixon Bed
Headboard 56"H
Footboard 20"H

ASHVILLE

Bedroom Collection



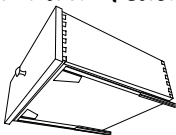
Cal King Ashville Bed Shown on Maple

Customize Your Stuart David Handcrafted Bedroom:

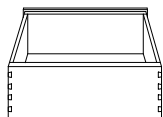
- | | | | | |
|--|---|---|---------------------------------------|--|
| <p>1 NORTH AMERICAN
HARDWOODS:</p> <ul style="list-style-type: none"> AK - RUSTIC ALDER CHY - CHERRY CK - RUSTIC CHERRY HK - RUSTIC HICKORY MAP - MAPLE OAK - RED OAK OK - RUSTIC WHITE OAK QS - QUARTERSAWN WHITE OAK WAL - AMERICAN WALNUT BEC - +BEECH | <p>2 OVER 100
DESIGNER FINISHES*</p> | <p>3 SIZE</p> <ul style="list-style-type: none"> TWIN FULL QUEEN CALIFORNIA KING EASTERN KING CUSTOM SIZE MODIFICATIONS
AVAILABLE W/QUOTE APPROVAL | <p>4 ARTISAN
HARDWARE*</p> | <p>5 OPTIONS*</p> <ul style="list-style-type: none"> O-1SIDE - 1 SIDE OF DRAWERS O-ABR - ADJUSTABLE BED O-TFL - EXTRA LONG TWIN OR FULL O-PDECK - PLATFORM DECK |
|--|---|---|---------------------------------------|--|

* See price list for exclusions & current selections

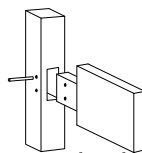
Standard Features:



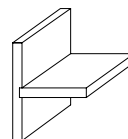
• Drawers suspended with heavy duty undermount **full extension soft-close** guides allowing for effortless opening and closing.



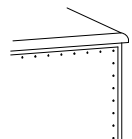
• All wood drawers assembled with dovetail joints for strength.
• Drawer interiors are smoothly sanded and lacquer-sealed.



• Tenons are a key element of construction. A board's end is cut off for insertion into a mortise. Tenons are then secured with wood pins.



• Permanent joint construction. We use a variety of joint construction methods that are time tested to ensure life long durability and strength.

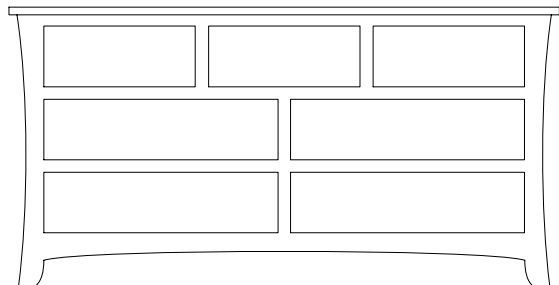


• Case backs (1/4" thick) with recessed back panels.

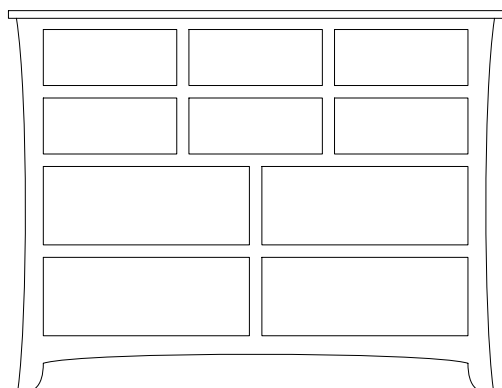
ASHVILLE

Bedroom Collection

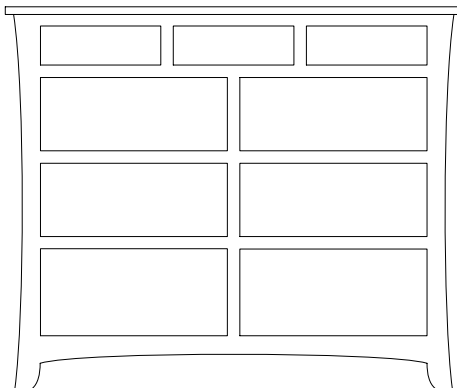
DRESSERS



BD-43-[ASH]
Dresser
7 Drawers
66w 19d 35h




BD-204-[ASH]
Dresser
8 Drawers
59w 19d 46h




BD-203-[ASH]
Dresser
6 Drawers
54w 19d 46h



MIRRORS




BM-10-[ASH]
Mirror
41w 2d 38h




BM-73-[ASH]
Mirror
52w 2d 28h

Stuart David beds come standard with rails, slats and center supports to set your mattress and box spring upon. Additional options available in price list including platform deck to replace box spring (O-PDECK), no slats with extra 3" rail depth for an adjustable mattress base (O-ABR), and extra length for Twin or Full Extra Long (O-TFL). Storage beds come with six full-extending drawers and ply platform to set your mattress upon. Additional options available in price list including reduce to one-sided storage base (O-1SIDE) and extra length for Twin Extra Long (O-TFL).


CHESTS




BC-97-[ASH]
Master Chest
8 Drawers, 2 Doors
with 4 adj. shelves
50w 19d 64h



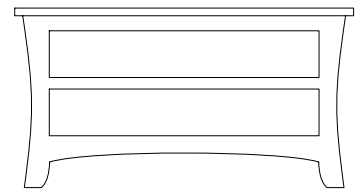
BC-09D-[ASH]
Chest
3 Drawers, 2 Doors
with 2 adj. shelves
40w 19d 66h



BC-00-[ASH]
Chest
6 Drawers
40w 19d 50h

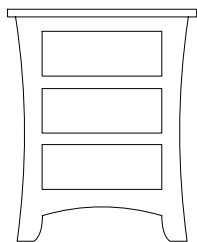


BC-31-[EE]
Chest
4 Drawers
40w 19d 42h

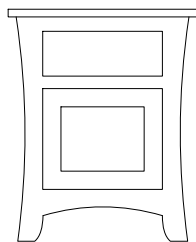


BC-89-[ASH]
Bench Chest
2 Drawers
40w 19d 22h


NIGHTSTANDS




BN-21-[ASH]
Nightstand
3 Drawers
23w 19d 29h



BN-951L-[ASH]
(hinges on Left)
BN-951R-[ASH]
(hinges on Right)
Nightstand
1 Drawer, 1 Door
with 1 adj. shelf
23w 19d 29h



BN-121-[ASH]
Nightstand
1 Drawer, 1 Fixed Shelf
23w 19d 29h



BN-24-[ASH]
Large Nightstand
3 Drawers
31w 19d 35h






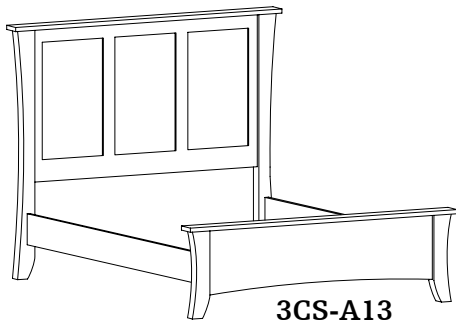
3CF-A13
Ashville Bed
 Headboard 58"H
 Footboard 31"H

Ashville Beds

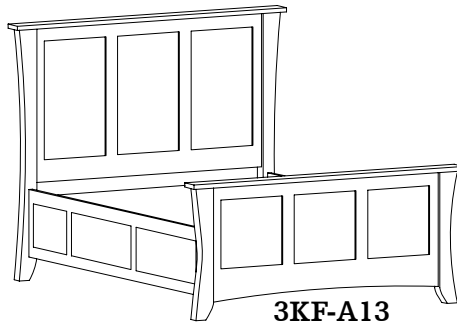
Available Sizes
 in Twin, Full, Queen, Eastern & California King



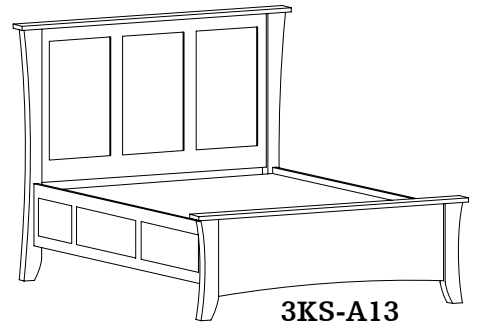
3H-A13
Ashville Headboard
 58h



3CS-A13
Ashville Bed
 Headboard 58"H
 Footboard 23"H



3KF-A13
Ashville Storage Bed
 Headboard 58"H
 Footboard 23"H



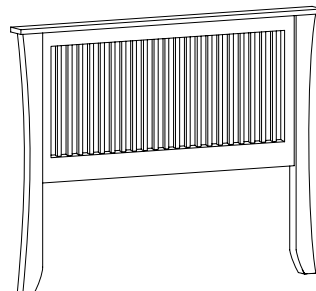
3KS-A13
Ashville Storage Bed
 Headboard 58"H
 Footboard 23"H



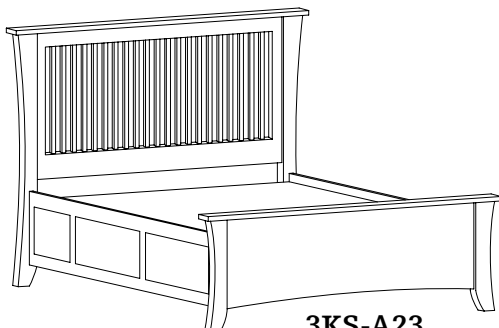
3CS-A23
Walker Bed
 Headboard 52"H
 Footboard 23"H

Walker Beds

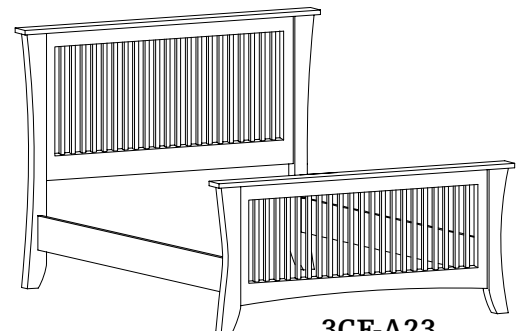
Available Sizes
 in Twin, Full, Queen, Eastern & California King



3H-A23
Walker Headboard
 52h



3KS-A23
Walker Storage Bed
 Headboard 52"H
 Footboard 23"H



3CF-A23
Walker Bed
 Headboard 52"H
 Footboard 35"H

AUGUSTA

Bedroom Collection



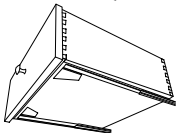
California King Augusta Sleigh Bed Shown on Maple

Customize Your Stuart David Handcrafted Bedroom:

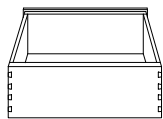
- | | | | | |
|--|---|--|---------------------------------------|--|
| <p>1 NORTH AMERICAN
HARDWOODS:</p> <ul style="list-style-type: none"> AK - RUSTIC ALDER CHY - CHERRY CK - RUSTIC CHERRY HK - RUSTIC HICKORY MAP - MAPLE OAK - RED OAK OK - RUSTIC WHITE OAK QS - QUARTERSAWN WHITE OAK WAL - AMERICAN WALNUT BEC - +BEECH | <p>2 OVER 100
DESIGNER FINISHES*</p> | <p>3 SIZE</p> <ul style="list-style-type: none"> QUEEN CALIFORNIA KING EASTERN KING CUSTOM SIZE MODIFICATIONS AVAILABLE W/QUOTE APPROVAL | <p>4 ARTISAN
HARDWARE*</p> | <p>5 OPTIONS*</p> <ul style="list-style-type: none"> O-1SIDE - 1 SIDE OF DRAWERS O-ABR - ADJUSTABLE BED O-TFL - EXTRA LONG TWIN OR FULL O-PDECK - PLATFORM DECK |
|--|---|--|---------------------------------------|--|

* See price list for exclusions & current selections

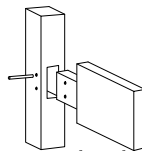
Standard Features:



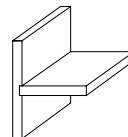
• Drawers suspended with heavy duty undermount **full extension soft-close** guides allowing for effortless opening and closing.



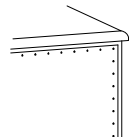
• All wood drawers assembled with dovetail joints for strength.
• Drawer interiors are smoothly sanded and lacquer-sealed.



• Tenons are a key element of construction. A board's end is cut off for insertion into a mortise. Tenons are then secured with wood pins.



• Permanent joint construction. We use a variety of joint construction methods that are time tested to ensure life long durability and strength.




• Case backs (1/4" thick) with recessed back panels.

AUGUSTA

Bedroom Collection

DRESSERS




BD-43-[AUG]

Dresser

7 Drawers

with Jewelry Tray in top RSF dwr
68w 19d 39h

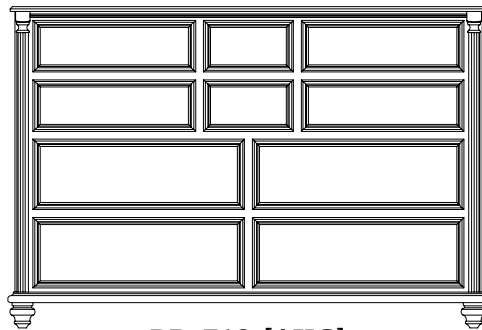


BD-02-[AUG]

Dresser

6 Drawers, 2 Doors

with Jewelry Tray in top RSF dwr
58w 19d 41h

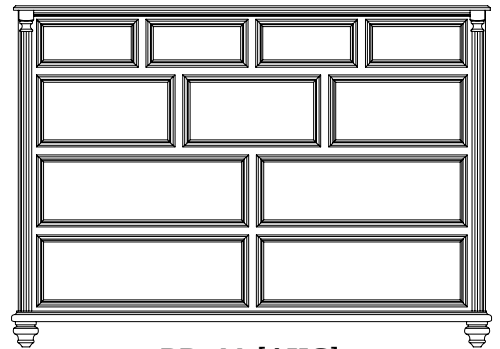


BD-719-[AUG]

Dresser

11 Drawers

with Jewelry Tray in top RSF dwr
74w 19d 47h



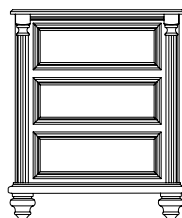
BD-44-[AUG]

Dresser

11 Drawers

with Jewelry Tray in top RSF dwr
72w 19d 51h

NIGHTSTANDS

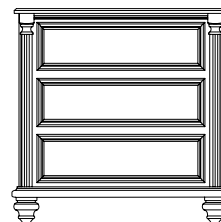


BN-65-[AUG]

Nightstand

3 Drawers

27w 19d 32h

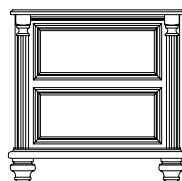


BN-24-[AUG]

Nightstand

3 Drawers

33w 19d 33h

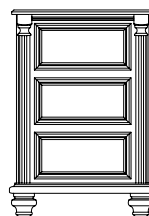


BN-23-[AUG]

Nightstand

2 Drawers

27w 19d 27h




BN-21-[AUG]

Nightstand

3 Drawers

22w 19d 32h



BN-22L-[AUG]

(hinges on Left)

BN-22R-[AUG]

(hinges on Right)

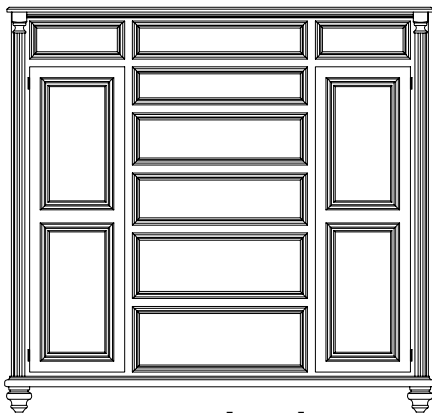
Nightstand

1 Drawer, 1 Door

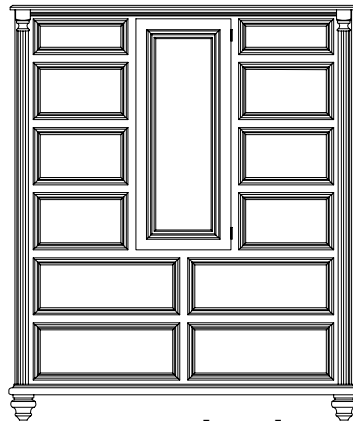
22w 19d 32h

WOODS: AK • BEC • CHY • CK • HK
 MAP • OAK • OK • QS • WAL

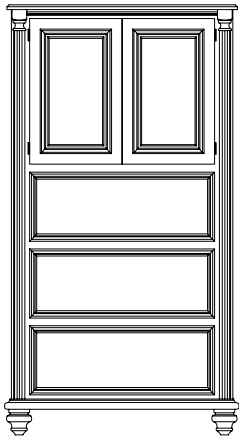
CHESTS



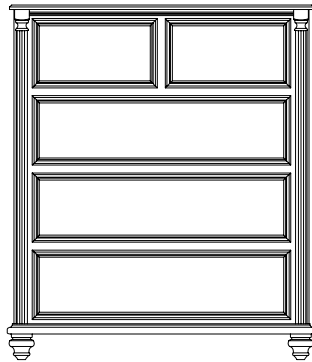
BC-27-[AUG]
Master Chest
 8 Drawers, 2 Doors
 with 6 Adj. Shelves
 65w 19d 61h



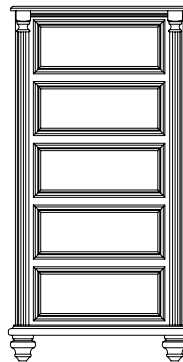
BC-96D-[AUG]
Master Chest
 12 Drawers, Door
 with 2 Adj. Shelves
 53w 19d 62h




BC-09D-[AUG]
Chest
 3 Drawers, 2 Doors
 with 1 Adj. Shelf
 35w 19d 62h



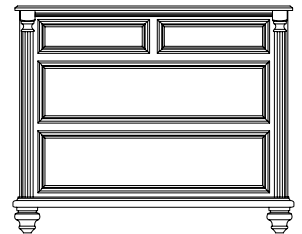
BC-716-[AUG]
Chest
 5 Drawers
 46w 19d 53h



BC-77-[AUG]
Liner Chest
 5 Drawers
 27w 19d 53h




BC-00-[AUG]
Chest
 5 Drawers
 39w 19d 53h



BC-31-[AUG]
Chest
 4 Drawers
 43w 19d 53h



BC-89-[AUG]
Bench Chest
 2 Drawers
 49w 19d 25h

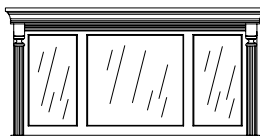


BC-98-[AUG]
Lift Top Bench Chest
 Cedar Lined
 49w 19d 25h

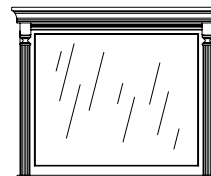
MIRRORS



BM-73-[AUG]
Horizontal Mirror
 Attaches to Dresser/Chest
 & Wall Mount
 58w 3d 29h



BM-13-[AUG]
3 Pane Mirror
 Attaches to Dresser/Chest
 & Wall Mount
 58w 3d 29h



BM-12-[AUG]
Mirror
 Attaches to Dresser/Chest
 & Wall Mount
 35w 3d 43h

BM-10-[AUG]
Mirror

Attaches to Dresser/Chest
 & Wall Mount
 43w 3d 35h

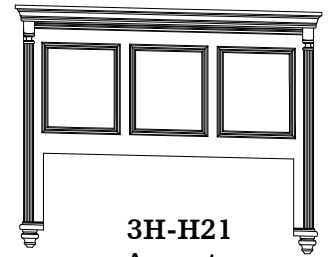
Stuart David beds come standard with rails, slats and center supports to set your mattress and box spring upon. Additional options available in price list including platform deck to replace box spring (O-PDECK), no slats with extra 3" rail depth for an adjustable mattress base (O-ABR), and extra length for Twin or Full Extra Long (O-TFL).

Storage beds come with six full-extending drawers and ply platform to set your mattress upon. Additional options available in price list including reduce to one-sided storage base (O-1SIDE) and extra length for Twin Extra Long (O-TFL).



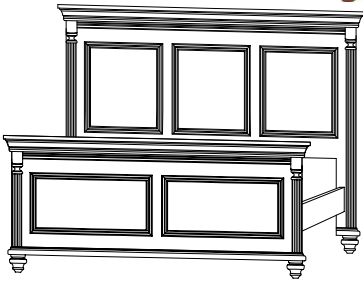
Augusta Panel Beds

Available Sizes
Queen, Eastern & California Kings




3H-H21
Augusta
Panel Headboard
56h


3CS-H21
Augusta Panel Bed
Headboard 56"H
Footboard 24"H



3CF-H21
Augusta Panel Bed
Headboard 56"H
Footboard 32"H




3KF-H21
Augusta Panel
Storage Bed
Headboard 56"H
Footboard 24"H



3KF-H21
Augusta Panel
Storage Bed
Headboard 56"H
Footboard 32"H

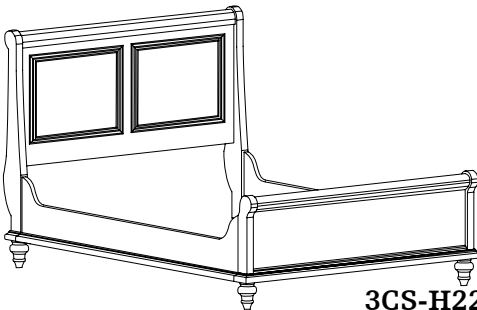
Augusta Sleigh Beds

Available Sizes
Queen, Eastern & California Kings

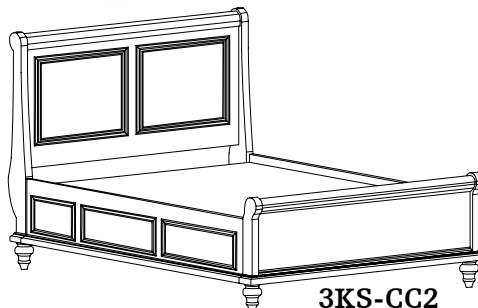


3H-H22
Augusta Sleigh
Headboard
52h


3CF-H22
Augusta Sleigh Bed
Headboard 52"H
Footboard 33"H



3CS-H22
Augusta Sleigh Bed
Headboard 52"H
Footboard 25"H



3KS-CC2
Augusta Sleigh
Storage Bed
Headboard 52"H
Footboard 25"H



3KF-H22
Augusta Sleigh
Storage Bed
Headboard 52"H
Footboard 33"H

CARSON

Bedroom Collection



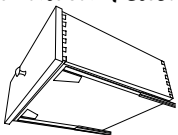
California King Hope Valley Bed shown on Beech hardwood

Customize Your Stuart David Handcrafted Bedroom:

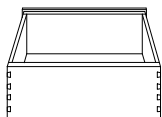
- | | | | | |
|--|---|---|---------------------------------------|--|
| <p>1 NORTH AMERICAN
HARDWOODS:</p> <ul style="list-style-type: none"> AK - RUSTIC ALDER CHY - CHERRY CK - RUSTIC CHERRY HK - RUSTIC HICKORY MAP - MAPLE OAK - RED OAK OK - RUSTIC WHITE OAK QS - QUARTERSAWN WHITE OAK WAL - AMERICAN WALNUT BEC - +BEECH | <p>2 OVER 100
DESIGNER FINISHES*</p> | <p>3 SIZE</p> <ul style="list-style-type: none"> TWIN FULL QUEEN CALIFORNIA KING EASTERN KING <p>CUSTOM SIZE MODIFICATIONS
AVAILABLE W/QUOTE APPROVAL</p> | <p>4 ARTISAN
HARDWARE*</p> | <p>5 OPTIONS*</p> <ul style="list-style-type: none"> O-1SIDE - 1 SIDE OF DRAWERS O-ABR - ADJUSTABLE BED O-TFL - EXTRA LONG TWIN OR FULL O-PDECK - PLATFORM DECK |
|--|---|---|---------------------------------------|--|

* See price list for exclusions & current selections

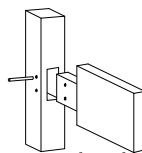
Standard Features:



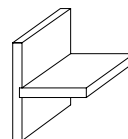
• Drawers suspended with heavy duty undermount **full extension soft-close** guides allowing for effortless opening and closing.



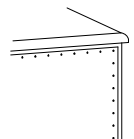
• All wood drawers assembled with dovetail joints for strength.
• Drawer interiors are smoothly sanded and lacquer-sealed.



• Tenons are a key element of construction. A board's end is cut off for insertion into a mortise. Tenons are then secured with wood pins.



• Permanent joint construction. We use a variety of joint construction methods that are time tested to ensure life long durability and strength.

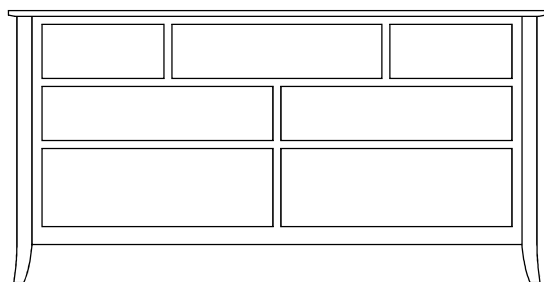


• Case backs (1/4" thick) with recessed back panels.

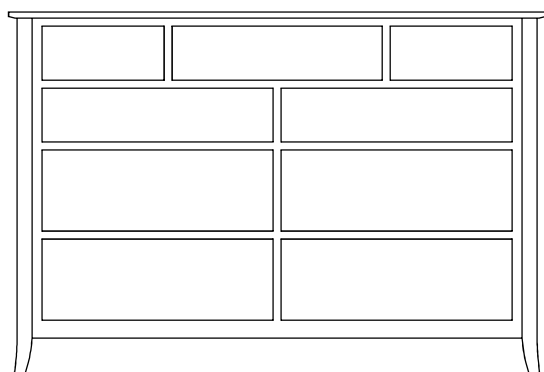
CARSON

Bedroom Collection

DRESSERS

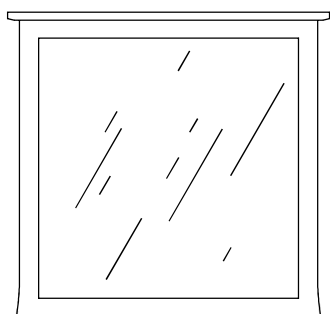


BD-943-[CAR]
Dresser
7 Drawers
68w 19d 34h

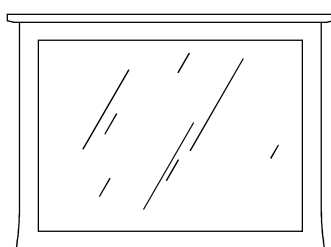


BD-944-[CAR]
Dresser
9 Drawers
68w 19d 46h

MIRRORS

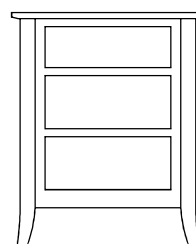


BM-14-[CAR]
Mirror
41w 2d 38h




BM-15-[CAR]
Mirror
41w 2d 27h

NIGHTSTANDS




BN-952-[CAR]
Nightstand
3 Drawers
25w 19d 30h

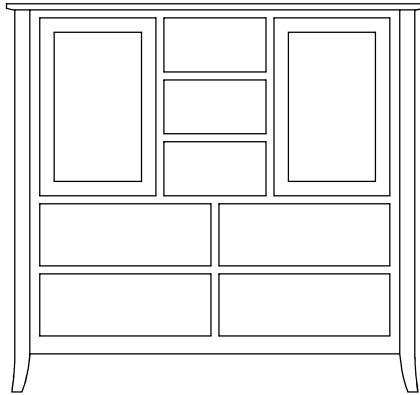


BN-951L-[CAR]
(hinges on Left)
BN-951R-[CAR]
(hinges on Right)
Nightstand
1 Drawer, 1 Door
25w 19d 30h


CHESTS




BC-77-[CAR]
Chest
5 Drawers
28w 19d 56h



BC-960-[CAR]
Chest
7 Drawers, 2 Doors
with 2 adj. shelves
53w 19d 49h



BC-77-[EE]
Chest
6 Drawers
41w 19d 52h



BC-98-[CAR]
Lift-top Chest
Cedar Lined
50w 21d 23h



Stuart David beds come standard with rails, slats and center supports to set your mattress and box spring upon. Additional options available in price list including platform deck to replace box spring (O-PDECK), no slats with extra 3" rail depth for an adjustable mattress base (O-ABR), and extra length for Twin or Full Extra Long (O-TFL).

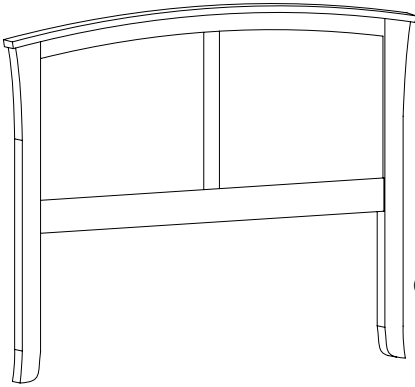
Storage beds come with six full-extending drawers and ply platform to set your mattress upon.

Additional options available in price list including reduce to one-sided storage base (O-1SIDE) and extra length for Twin Extra Long (O-TFL).

Carson Beds

Available Sizes

Twin, Full, Queen, Eastern & California Kings



3H-G20
Carson Headboard
54h



3CS-G20
Carson Bed
Headboard 54"H
Footboard 21"H



3KS-G20
Carson Storage Bed
Headboard 54"H
Footboard 21"H

Hope Valley Beds


Available Sizes

Twin, Full, Queen, Eastern & California Kings



3CS-G23
Hope Valley Bed
Headboard 52"H
Footboard 23"H

3H-G23
Hope Valley Headboard
52h



3KS-G23
Hope Valley Storage Bed
Headboard 52"H
Footboard 23"H



COPPER CREEK

Bedroom Collection



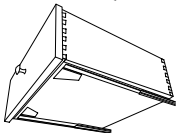
California King Copper Creek Panel Bed
Shown on Quartersawn White Oak

Customize Your Stuart David Handcrafted Bedroom:

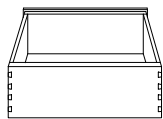
- | | | | | |
|--|---|---|-----------------------------------|--|
| <p>1 NORTH AMERICAN HARDWOODS:</p> <ul style="list-style-type: none"> AK - RUSTIC ALDER CHY - CHERRY CK - RUSTIC CHERRY HK - RUSTIC HICKORY MAP - MAPLE OAK - RED OAK OK - RUSTIC WHITE OAK QS - QUARTERSAWN WHITE OAK WAL - AMERICAN WALNUT BEC - +BEECH | <p>2 OVER 100 DESIGNER FINISHES*</p> | <p>3 SIZE</p> <ul style="list-style-type: none"> TWIN FULL QUEEN CALIFORNIA KING EASTERN KING <p>CUSTOM SIZE MODIFICATIONS
AVAILABLE W/QUOTE APPROVAL</p> | <p>4 ARTISAN HARDWARE*</p> | <p>5 OPTIONS*</p> <ul style="list-style-type: none"> O-1SIDE - 1 SIDE OF DRAWERS O-ABR - ADJUSTABLE BED O-TFL - EXTRA LONG TWIN OR FULL O-PDECK - PLATFORM DECK |
|--|---|---|-----------------------------------|--|

* See price list for exclusions & current selections

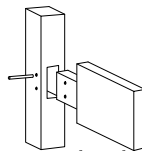
Standard Features:



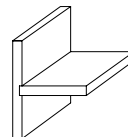
• Drawers suspended with heavy duty undermount **full extension soft-close** guides allowing for effortless opening and closing.



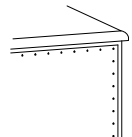
• All wood drawers assembled with dovetail joints for strength.
• Drawer interiors are smoothly sanded and lacquer-sealed.



• Tenons are a key element of construction. A board's end is cut off for insertion into a mortise. Tenons are then secured with wood pins.



• Permanent joint construction. We use a variety of joint construction methods that are time tested to ensure life long durability and strength.

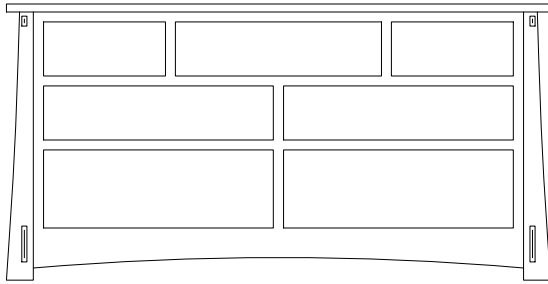


• Case backs (1/4" thick) with recessed back panels.

COPPER CREEK

Bedroom Collection

DRESSERS

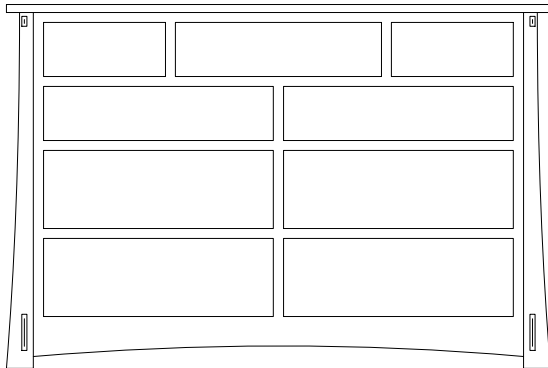


BD-943-[CC]

Dresser

7 Drawers

68w 19d 35h




BD-944-[CC]

Dresser

9 Drawers

68w 19d 46h


MIRRORS



BM-10-[CC]

Mirror

42w 2d 40h

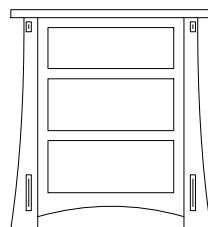


BM-73-[CC]

Mirror

46w 2d 28h

NIGHTSTANDS

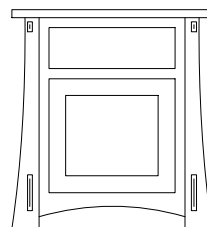


BN-952-[CAR]

Nightstand

3 Drawers

25w 19d 28h



BN-951L-[CAR]

(hinges on Left)

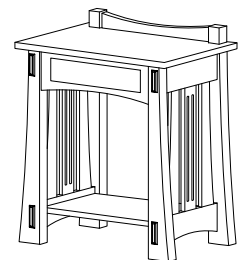
BN-951R-[CAR]

(hinges on Right)

Nightstand

1 Drawer, 1 Door

25w 19d 28h



OCC-E079-[CC]


Nightstand

1 Drawer


25w 18d 31h

(Only available with side-mount glides)

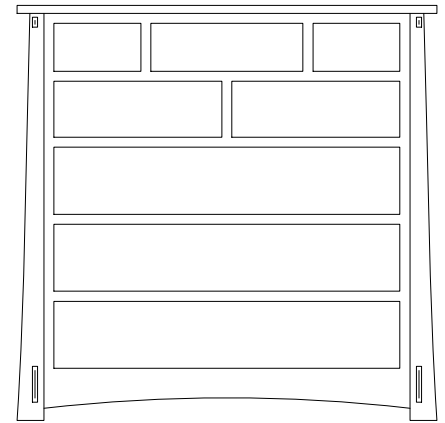
CHESTS



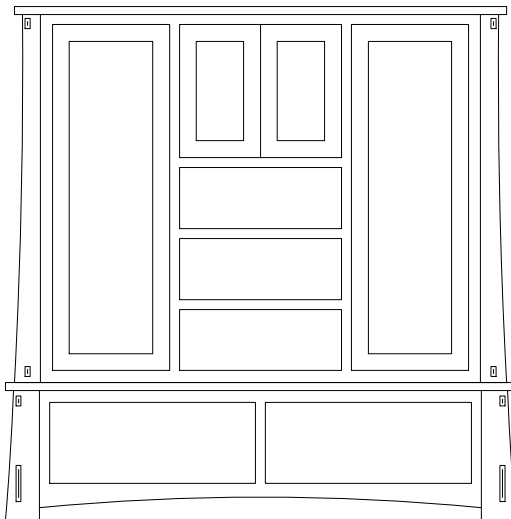
BC-963-[CC]
Chest
7 Drawers
41w 19d 53h




BC-960-[CC]
Chest
7 Drawers, 2 Doors
with 2 adj. shelves
53w 19d 50h



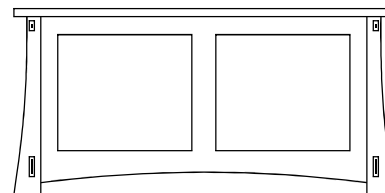
BC-964-[CC]
Chest
8 Drawers
53w 19d 52h



BC-723T-[CC]
Chest Top
3 Drawers, 4 Doors
with 5 adj. shelves
62w 18d 47h
BC-723B-[CC]
Chest Base
2 Drawers
64w 22d 17h



BC-945-[CC]
Chest
6 Drawers, 2 Doors
with 2 adj. shelves
70w 19d 52h



BC-98-[CC]
Lift-top Chest
Cedar Lined
48w 19d 24h

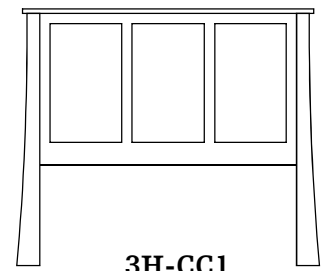
Stuart David beds come standard with rails, slats and center supports to set your mattress and box spring upon. Additional options available in price list including platform deck to replace box spring (O-PDECK), no slats with extra 3" rail depth for an adjustable mattress base (O-ABR), and extra length for Twin or Full Extra Long (O-TFL).

Storage beds come with six full-extending drawers and ply platform to set your mattress upon.

Additional options available in price list including reduce to one-sided storage base (O-1SIDE) and extra length for Twin Extra Long (O-TFL).

Copper Creek Panel Beds

Available Sizes
Twin, Full, Queen, Eastern & California Kings

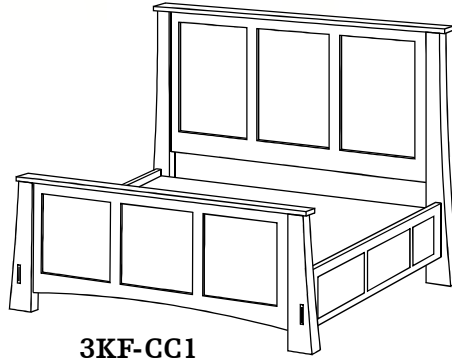


3H-CC1
Copper Creek
Panel Headboard
56h


3CS-CC1
Copper Creek Panel Bed
Headboard 56"H
Footboard 21"H



3KS-CC1
Copper Creek Panel
Storage Bed
Headboard 56"H
Footboard 21"H



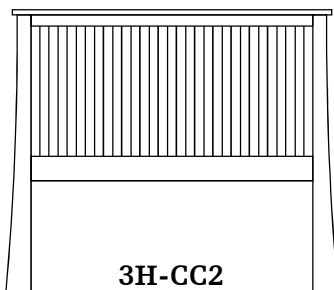
3KF-CC1
Copper Creek Panel
Storage Bed
Headboard 56"H
Footboard 31"H



3CF-CC1
Copper Creek Panel Bed
Headboard 56"H
Footboard 31"H

Copper Creek Slat Beds

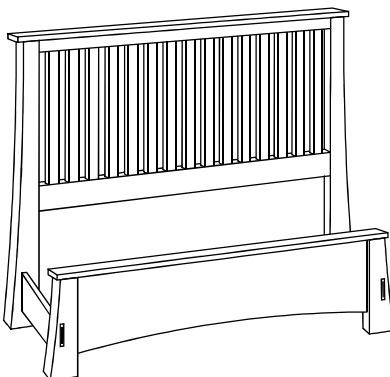
Available Sizes
Twin, Full, Queen, Eastern & California Kings



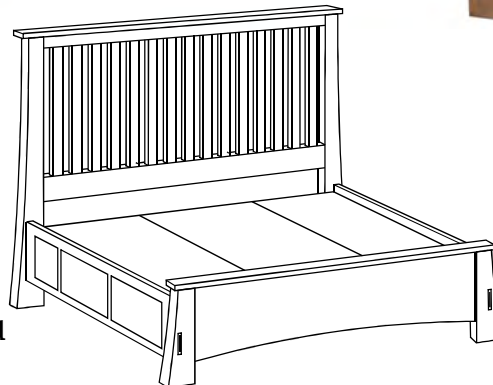
3H-CC2
Copper Creek
Slat Headboard
56h



3CF-CC2
Copper Creek Slat Bed
Headboard 56"H
Footboard 31"H



3CS-CC2
Copper Creek Slat Bed
Headboard 56"H
Footboard 21"H



3KS-CC2
Copper Creek Slat
Storage Bed
Headboard 56"H
Footboard 21"H



ELSINORE

Bedroom Collection



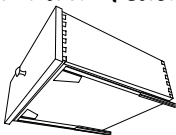
California King Elsinore Bed shown on Beech hardwood

Customize Your Stuart David Handcrafted Bedroom:

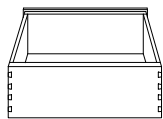
- | | | | | |
|--|---|---|-----------------------------------|--|
| <p>1 NORTH AMERICAN HARDWOODS:</p> <ul style="list-style-type: none"> AK - RUSTIC ALDER CHY - CHERRY CK - RUSTIC CHERRY HK - RUSTIC HICKORY MAP - MAPLE OAK - RED OAK OK - RUSTIC WHITE OAK QS - QUARTERSAWN WHITE OAK WAL - AMERICAN WALNUT BEC - +BEECH | <p>2 OVER 100 DESIGNER FINISHES*</p> | <p>3 SIZE</p> <ul style="list-style-type: none"> TWIN FULL QUEEN CALIFORNIA KING EASTERN KING <p>CUSTOM SIZE MODIFICATIONS
AVAILABLE W/QUOTE APPROVAL</p> | <p>4 ARTISAN HARDWARE*</p> | <p>5 OPTIONS*</p> <ul style="list-style-type: none"> O-1SIDE - 1 SIDE OF DRAWERS O-ABR - ADJUSTABLE BED O-TFL - EXTRA LONG TWIN OR FULL O-PDECK - PLATFORM DECK |
|--|---|---|-----------------------------------|--|

* See price list for exclusions & current selections

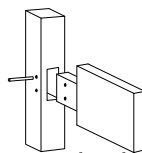
Standard Features:



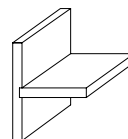
• Drawers suspended with heavy duty undermount **full extension soft-close** guides allowing for effortless opening and closing.



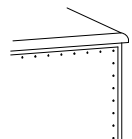
• All wood drawers assembled with dovetail joints for strength.
• Drawer interiors are smoothly sanded and lacquer-sealed.



• Tenons are a key element of construction. A board's end is cut off for insertion into a mortise. Tenons are then secured with wood pins.



• Permanent joint construction. We use a variety of joint construction methods that are time tested to ensure life long durability and strength.

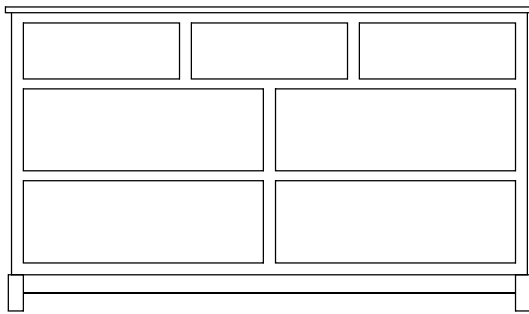


• Case backs (1/4" thick) with recessed back panels.

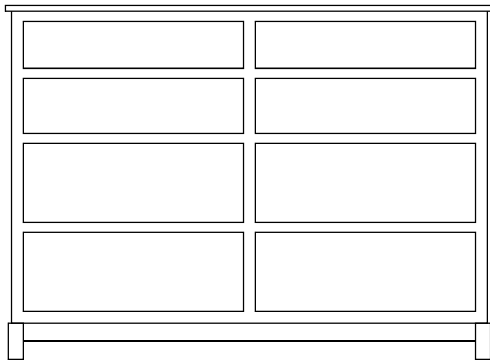
ELSINORE

Bedroom Collection

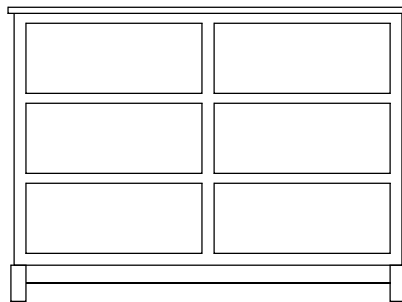
DRESSERS



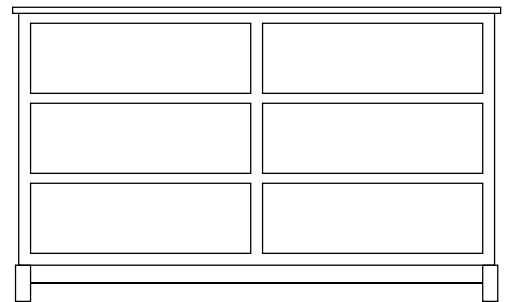
BD-60-[EE]
Dresser
7 Drawers
66w 19d 38h



BD-71-[EE]
Dresser
8 Drawers
61w 19d 45h

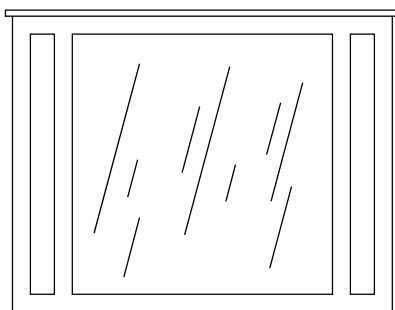


BD-81-[EE]
Dresser
6 Drawers
50w 19d 37h

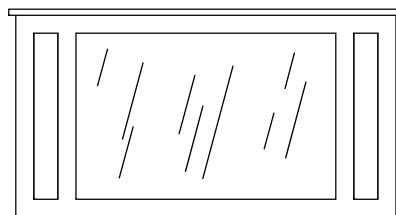


BD-92-[EE]
Dresser
6 Drawers
61w 19d 37h

MIRRORS

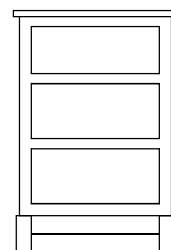


BM-14-[EE]
Mirror
50w 2d 38h

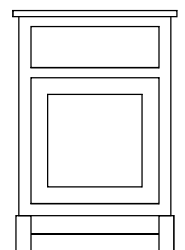


BM-15-[EE]
Mirror
50w 2d 27h

NIGHTSTANDS




BN-65-[EE]
Nightstand
3 Drawers
21w 19d 31h




BN-951L-[EE]
(hinges on Left)
BN-951R-[EE]
(hinges on Right)
Nightstand
1 Drawer, 1 Door
21w 19d 31h

WOODS: AK • BEC • CHY • CK • HK
 MAP • OAK • OK • QS • WAL


CHESTS




BC-09D-[EE]
Chest
 3 Drawers, 2 Doors
 with 2 adj. shelves
 36w 19d 70h



BC-716-[EE]
Chest
 5 Drawers
 38w 19d 45h



BC-77-[EE]
Chest
 5 Drawers
 21w 19d 50h



BC-80-[EE]
Chest
 4 Drawers
 32w 19d 45h

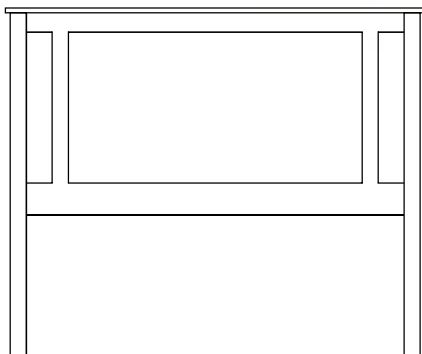
Elsinore Beds

Available Sizes

Twin, Full, Queen, Eastern & California Kings

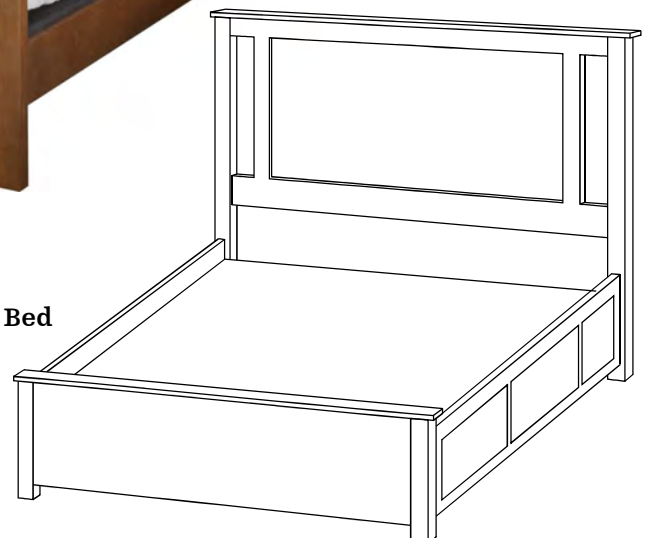


3CS-EE1
Elsinore Bed
 Headboard 54"H
 Footboard 20"H



BN-65-[EE]
Elsinore Headboard
 54h

3KS-EE1
Elsinore Storage Bed
 Headboard 54"H
 Footboard 20"H



Stuart David beds come standard with rails, slats and center supports to set your mattress and box spring upon. Additional options available in price list including platform deck to replace box spring (O-PDECK), no slats with extra 3" rail depth for an adjustable mattress base (O-ABR), and extra length for Twin or Full Extra Long (O-TFL).

Storage beds come with six full-extending drawers and ply platform to set your mattress upon. Additional options available in price list including reduce to one-sided storage base (O-1SIDE) and extra length for Twin Extra Long (O-TFL).



EMPIRE

Bedroom Collection



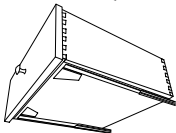
Cal King Empire Supreme Bed
Shown in American Cherry

Customize Your Stuart David Handcrafted Bedroom:

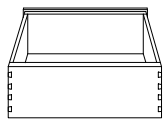
- | | | | | |
|--|---|---|---------------------------------------|--|
| <p>1 NORTH AMERICAN
HARDWOODS:</p> <ul style="list-style-type: none"> AK - RUSTIC ALDER CHY - CHERRY CK - RUSTIC CHERRY HK - RUSTIC HICKORY MAP - MAPLE OAK - RED OAK OK - RUSTIC WHITE OAK QS - QUARTERSAWN WHITE OAK WAL - AMERICAN WALNUT BEC - +BEECH | <p>2 OVER 100
DESIGNER FINISHES*</p> | <p>3 SIZE</p> <ul style="list-style-type: none"> TWIN FULL QUEEN CALIFORNIA KING EASTERN KING CUSTOM SIZE MODIFICATIONS
AVAILABLE W/QUOTE APPROVAL | <p>4 ARTISAN
HARDWARE*</p> | <p>5 OPTIONS*</p> <ul style="list-style-type: none"> O-1SIDE - 1 SIDE OF DRAWERS O-ABR - ADJUSTABLE BED O-TFL - EXTRA LONG TWIN OR FULL O-PDECK - PLATFORM DECK |
|--|---|---|---------------------------------------|--|

* See price list for exclusions & current selections

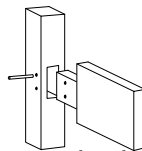
Standard Features:



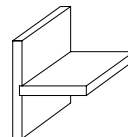
• Drawers suspended with heavy duty undermount **full extension soft-close** guides allowing for effortless opening and closing.



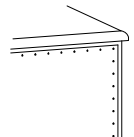
• All wood drawers assembled with dovetail joints for strength.
• Drawer interiors are smoothly sanded and lacquer-sealed.



• Tenons are a key element of construction. A board's end is cut off for insertion into a mortise. Tenons are then secured with wood pins.



• Permanent joint construction. We use a variety of joint construction methods that are time tested to ensure life long durability and strength.



• Case backs (1/4" thick) with recessed back panels.

EMPIRE

Bedroom Collection

Chests



BC-97-[EMP]
8 Drawer Chest with 2 Doors & Shelves
52w 19D 65H



BC-09D-[EMP]
3 Drawer Chest with 2 Doors & Shelf
38W 19D 65H



BC-716-[EMP]
6 Drawer Chest
41W 19D 50H



BC-31-[EMP]
4 Drawer Chest
48W 19D 42H

WOODS: AK • CHY • CK • HK
MAP • OAK • OK • QS

Dressers



BD-203-[EMP]
9 Drawer Chest with Jewelry Tray
55W 19D 47H



BD-204-[EMP]
10 Drawer Chest with Jewelry Tray
61W 19D 47H



BD-201-[EMP]
7 Drawer Dresser with Jewelry Tray
72W 19D 38H

Mirrors



BM-10-[EMP]
Vertical Mirror
39W 4D 41H



BM-73-[EMP]
Wide Chest Mirror
48W 4D 35H

Nightstands



BN-21-[EMP]
3 Drawer Nightstand
24W 19D 29H



BN-22L-[EMP]
Door & Drawer Nightstand
24W 19D 29H



BN-22R-[EMP]
Door & Drawer Nightstand
24W 19D 29H



BN-24-[EMP]
3 Drawer Nightstand
35W 19D 32H

Beds With Rails

Empire Supreme

3CF-E10




Headboard Height 70"
Footboard Height 31"

Storage Pedestal Beds

Available Sizes Include:

Queen, Eastern King & California King

3KF-E10



Pedestal 5" Off Floor

Empire Legacy

3CF-E11



Headboard Height 54"
Footboard Height 25"

3KF-E11



Pedestal 5" Off Floor

Care Instructions

Those who select Stuart's Furniture enjoy years of beautiful use with minimal care. Maintain the beauty of the finish by protecting it from wear, spots, spills and by keeping it clean and dust free. Dust regularly, rubbing in the direction of the wood grain with a lint-free, absorbent cloth moistened by a few drops of furniture polish to keep this furniture looking its best. Avoid exposure to strong sunlight, which causes discoloration. Lift objects carefully; avoid dragging them over the wood surface. Avoid extreme heat and cold. Do not use polish remover, hair spray or perfume near the furniture, as this may damage the finish. Rubber or plastic products can sometimes cause a chemical reaction, which may deteriorate the finish. Do not use products containing silicone.

GILEAD

Bedroom Collection



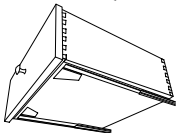
Queen Gilead Bed
Shown in American Cherry

Customize Your Stuart David Handcrafted Bedroom:

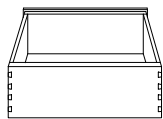
- | | | | | |
|--|---|---|---------------------------------------|--|
| <p>1 NORTH AMERICAN
HARDWOODS:</p> <ul style="list-style-type: none"> AK - RUSTIC ALDER CHY - CHERRY CK - RUSTIC CHERRY HK - RUSTIC HICKORY MAP - MAPLE OAK - RED OAK OK - RUSTIC WHITE OAK QS - QUARTERSAWN WHITE OAK WAL - AMERICAN WALNUT BEC - +BEECH | <p>2 OVER 100
DESIGNER FINISHES*</p> | <p>3 SIZE</p> <ul style="list-style-type: none"> TWIN FULL QUEEN CALIFORNIA KING EASTERN KING <p>CUSTOM SIZE MODIFICATIONS
AVAILABLE W/QUOTE APPROVAL</p> | <p>4 ARTISAN
HARDWARE*</p> | <p>5 OPTIONS*</p> <ul style="list-style-type: none"> O-1SIDE - 1 SIDE OF DRAWERS O-ABR - ADJUSTABLE BED O-TFL - EXTRA LONG TWIN OR FULL O-PDECK - PLATFORM DECK |
|--|---|---|---------------------------------------|--|

* See price list for exclusions & current selections

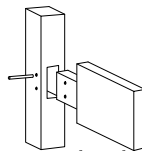
Standard Features:



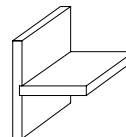
• Drawers suspended with heavy duty undermount **full extension soft-close** guides allowing for effortless opening and closing.



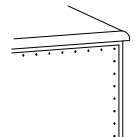
• All wood drawers assembled with dovetail joints for strength.
• Drawer interiors are smoothly sanded and lacquer-sealed.



• Tenons are a key element of construction. A board's end is cut off for insertion into a mortise. Tenons are then secured with wood pins.



• Permanent joint construction. We use a variety of joint construction methods that are time tested to ensure life long durability and strength.



• Case backs (1/4" thick) with recessed back panels.

GILEAD

Bedroom Collection

Chests



BC-27-[GIL]
Master Chest
8 Drawers, 2 Doors w/ 6 Shelves
63w 19d 60h



BC-96D-[GIL]
Master Chest
12 Drawers, Door w/ 2 Shelves
52w 19d 62h



BC-77-[GIL]
5 Drawer Lingerie Chest
26w 19d 53h



BC-09D-[GIL]
3 Drawer, Doors w/ 1 Shelf Chest
34w 19d 62h



BC-09-[GIL]
6 Drawer Chest
34w 19d 62h

Bench Chests



BC-89-[GIL]
2 Drawer Bench Chest
47w 19d 24h



BC-98-[GIL]
Lift Top Cedar Chest
48w 19d 24h

WOODS: AK • BEC • CHY • CK • HK
MAP • OAK • OK • QS • WAL

Chests & Dressers



BC-00-[GIL]
5 Drawer Chest
38w 19d 53h



BC-716-[GIL]
5 Drawer Chest
45w 19d 52h



BC-31-[GIL]
4 Drawer Chest
41w 19d 35h



BD-44-[GIL]
11 Drawer Dresser w/ Jewelry Tray
71w 19d 51h



BD-719-[GIL]
10 Drawer Dresser
71w 19d 48h



BD-02-[GIL]
6 Drawer Dresser w/ Jewelry Tray
57w 19d 40h



BD-43-[GIL]
7 Drawer Dresser w/ Jewelry Tray
67w 19d 39h

Nightstands



BN-21-[GIL]
3 Drawer Nightstand
21w 19d 31h



BN-22L-[GIL]
Left 1 Drawer, Door
w/ 1 Shelf Nightstand
21w 19d 31h



BN-22R-[GIL]
Right 1 Drawer, Door
w/ 1 Shelf Nightstand
21w 19d 31h



BN-65-[GIL]
3 Drawer Nightstand
26w 19d 31h



BN-23-[GIL]
2 Drawer Nightstand
26w 19d 26h



BN-24-[GIL]
3 Drawer Large Nightstand
32w 19d 31h

Mirrors



BM-10-[GIL] (Shown)
Beveled Mirror
40w 3d 35h



BM-13-[GIL]
3 Pane Mirror
52w 3d 36h



BM-73-[GIL]
Horizontal Mirror
52w 3d 27h

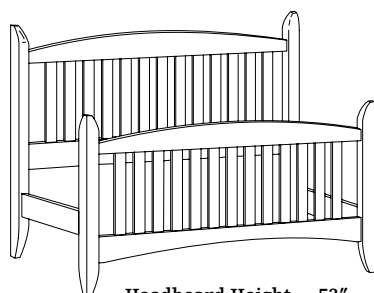
BM-12-[GIL]
3 Drawer Desk
33w 3d 40h

Gilead Beds

Available Bed Sizes

Twin, Full, Queen, Eastern King & California King

3CF-99



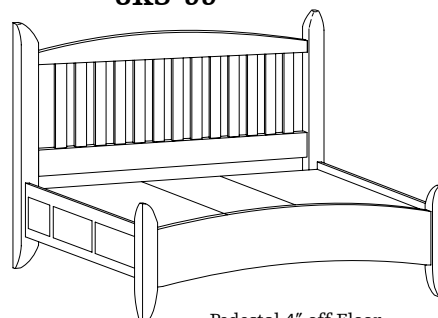
Headboard Height 53"
Footboard Height 35"

3CS-99



Headboard Height 53"
Footboard Height 26"

3KS-99



Pedestal 4" off Floor

Care Instructions

Those who select Stuart's Furniture enjoy years of beautiful use with minimal care. Maintain the beauty of the finish by protecting it from wear, spots, spills and by keeping it clean and dust free. Dust regularly, rubbing in the direction of the wood grain with a lint-free, absorbent cloth moistened by a few drops of furniture polish to keep this furniture looking its best. Avoid exposure to strong sunlight, which causes discoloration. Lift objects carefully; avoid dragging them over the wood surface. Avoid extreme heat and cold. Do not use polish remover, hair spray or perfume near the furniture, as this may damage the finish.

Rubber or plastic products can sometimes cause a chemical reaction, which may deteriorate the finish. Do not use products containing silicone.

NAUVOO

Bedroom Collection

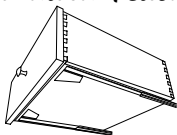


Customize Your Stuart David Handcrafted Bedroom:

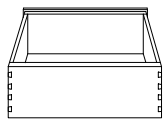
- | | | | | |
|--|---|---|-----------------------------------|--|
| <p>1 NORTH AMERICAN HARDWOODS:</p> <ul style="list-style-type: none"> AK - RUSTIC ALDER CHY - CHERRY CK - RUSTIC CHERRY HK - RUSTIC HICKORY MAP - MAPLE OAK - RED OAK OK - RUSTIC WHITE OAK QS - QUARTERSAWN WHITE OAK WAL - AMERICAN WALNUT BEC - +BEECH | <p>2 OVER 100 DESIGNER FINISHES*</p> | <p>3 SIZE</p> <ul style="list-style-type: none"> TWIN FULL QUEEN CALIFORNIA KING EASTERN KING <p>CUSTOM SIZE MODIFICATIONS
AVAILABLE W/QUOTE APPROVAL</p> | <p>4 ARTISAN HARDWARE*</p> | <p>5 OPTIONS*</p> <ul style="list-style-type: none"> O-1SIDE - 1 SIDE OF DRAWERS O-ABR - ADJUSTABLE BED O-TFL - EXTRA LONG TWIN OR FULL O-PDECK - PLATFORM DECK |
|--|---|---|-----------------------------------|--|

* See price list for exclusions & current selections

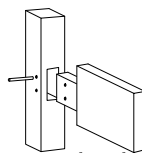
Standard Features:



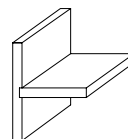
• Drawers suspended with heavy duty undermount **full extension soft-close** guides allowing for effortless opening and closing.



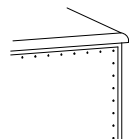
• All wood drawers assembled with dovetail joints for strength.
• Drawer interiors are smoothly sanded and lacquer-sealed.



• Tenons are a key element of construction. A board's end is cut off for insertion into a mortise. Tenons are then secured with wood pins.



• Permanent joint construction. We use a variety of joint construction methods that are time tested to ensure life long durability and strength.



• Case backs (1/4" thick) with recessed back panels.

NAUVOO

Bedroom Collection

DRESSERS



BD-703-[87]

Dresser
4 Drawers
46w 21d 36h



BD-741-[87]

Dresser
7 Drawers
72w 21d 41h



BD-748-[EE]

Dresser
8 Drawers
61w 21d 50h



BD-744-[87]

Dresser
11 Drawers
72w 21d 50h

MIRRORS



BM-712-[87]

Mirror
37w 3d 39h



BM-713-[87]

Mirror
55w 3d 27h

NIGHTSTANDS



BN-757-[87]

Nightstand
3 Drawers
22w 21d 34h



BN-758L-[87]
(hinges on Left/Shown)

BN-758R-[87]
(hinges on Right)

Nightstand
1 Drawer, 1 Door
22w 21d 34h

CHESTS



BC-719-[87]
Chest
5 Drawers
35w 21d 52h



BC-723-[87]
Chest
3 Drawers, 4 Doors
with 7 adj. shelves
61w 22d 65h



BC-798-[87]
Lift Top Bench Chest
Cedar-lined
46w 20d 22h



Stuart David beds come standard with rails, slats and center supports to set your mattress and box spring upon. Additional options available in price list including platform deck to replace box spring (O-PDECK), no slats with extra 3" rail depth for an adjustable mattress base (O-ABR), and extra length for Twin or Full Extra Long (O-TFL). Storage beds come with six full-extending drawers and ply platform to set your mattress upon. Additional options available in price list including reduce to one-sided storage base (O-1SIDE) and extra length for Twin Extra Long (O-TFL).

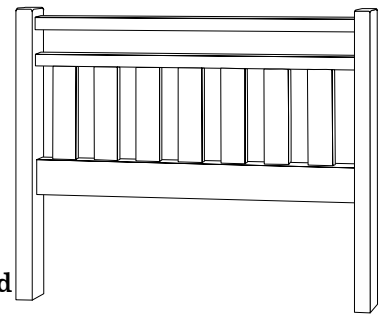


3CF-855
Chase Bed
Headboard 60"H
Footboard 36"H

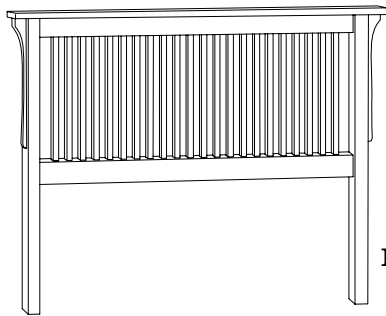
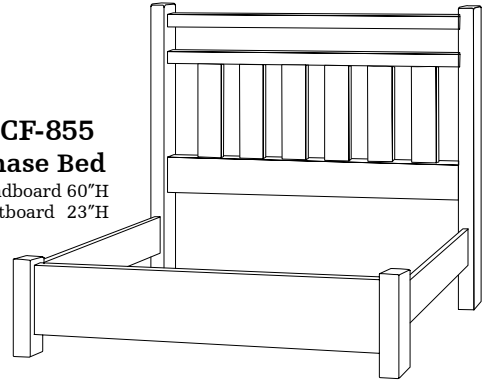
Chase Beds

Available Sizes
Twin, Full, Queen, Eastern & California Kings

3H-855
Chase Headboard
60h


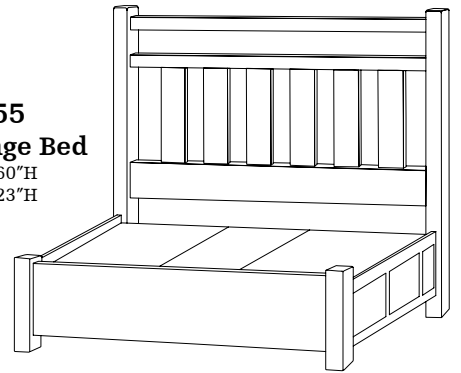


3CF-855
Chase Bed
Headboard 60"H
Footboard 23"H



3H-879
Liberty Headboard
52h

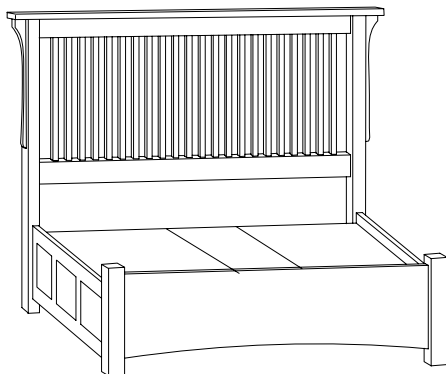
3KS-855
Chase Storage Bed
Headboard 60"H
Footboard 23"H



3CF-879
Liberty Bed
Headboard 52"H
Footboard 23"H

Liberty Beds

Available Sizes
Twin, Full, Queen, Eastern & California Kings



3KS-879
Liberty Storage Bed
Headboard 52"H
Footboard 23"H



3CF-879
Liberty Bed
Headboard 52"H
Footboard 34"H

OREGON

Bedroom Collection



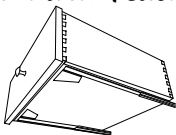
Cal King Portland Bed
Shown in Rustic Hickory

Customize Your Stuart David Handcrafted Bedroom:

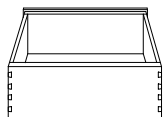
- | | | | | |
|--|---|---|---------------------------------------|--|
| <p>1 NORTH AMERICAN
HARDWOODS:</p> <ul style="list-style-type: none"> AK - RUSTIC ALDER CHY - CHERRY CK - RUSTIC CHERRY HK - RUSTIC HICKORY MAP - MAPLE OAK - RED OAK OK - RUSTIC WHITE OAK QS - QUARTERSAWN WHITE OAK WAL - AMERICAN WALNUT BEC - +BEECH | <p>2 OVER 100
DESIGNER FINISHES*</p> | <p>3 SIZE</p> <ul style="list-style-type: none"> TWIN FULL QUEEN CALIFORNIA KING EASTERN KING <p>CUSTOM SIZE MODIFICATIONS
AVAILABLE W/QUOTE APPROVAL</p> | <p>4 ARTISAN
HARDWARE*</p> | <p>5 OPTIONS*</p> <ul style="list-style-type: none"> O-1SIDE - 1 SIDE OF DRAWERS O-ABR - ADJUSTABLE BED O-TFL - EXTRA LONG TWIN OR FULL O-PDECK - PLATFORM DECK |
|--|---|---|---------------------------------------|--|

* See price list for exclusions & current selections

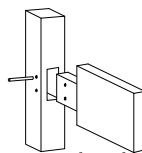
Standard Features:



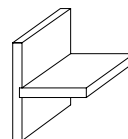
• Drawers suspended with heavy duty undermount **full extension soft-close** guides allowing for effortless opening and closing.



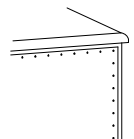
• All wood drawers assembled with dovetail joints for strength.
• Drawer interiors are smoothly sanded and lacquer-sealed.



• Tenons are a key element of construction. A board's end is cut off for insertion into a mortise. Tenons are then secured with wood pins.



• Permanent joint construction. We use a variety of joint construction methods that are time tested to ensure life long durability and strength.



• Case backs (1/4" thick) with recessed back panels.

OREGON

Bedroom Collection

Chests



BC-09D-[OR]
3 Drawer, Doors w/ 1 Shelf Chest
36w 19d 65h



BC-09-[OR]
6 Drawer Chest
36w 19d 65h



BC-27-[OR]
Master Chest
8 Drawers, 2 Doors w/ 6 Shelves
65w 19d 61h



WOODS: AK • BEC • CHY • CK • HK
MAP • OAK • OK • QS • WAL

Dressers & Chests



BC-716-[OR]
5 Drawer Chest
47w 19d 53h



BC-77-[OR]
5 Drawer Lingerie Chest
28w 19d 54h



BC-00-[OR]
5 Drawer Chest
40w 19d 54h



BC-31-[OR]
4 Drawer Dresser
43w 19d 37h



BD-44-[OR]
11 Drawer Dresser w/ Jewelry Tray
73w 19d 52h

OREGON

Bedroom Collection Dressers & Chests



BC-96D-[OR]
Master Chest
12 Drawers, Door w/ 2 Shelves
53w 19d 63h



BD-02-[OR]
6 Drawer Dresser w/ Jewelry Tray
59w 19d 42h



BD-43-[OR]
7 Drawer Dresser w/ Jewelry Tray
69w 19d 40h



BD-719-[OR]
10 Drawer Dresser
73w 19d 49h

WOODS: AK • BEC • CHY • CK • HK
MAP • OAK • OK • QS • WAL

Nightstands



BN-21-[OR]
3 Drawer Nightstand
23w 19d 32h



BN-22L-[OR]
Left 1 Drawer, Door
w/ 1 Shelf Nightstand
23w 19d 32h



BN-22R-[OR]
Right 1 Drawer, Door
w/ 1 Shelf Nightstand
23w 19d 32h



BN-35-[OR]
1 Drawer Nightstand
28w 19d 31h



BN-24-[OR]
3 Drawer Large Nightstand
34w 19d 33h



BN-45-[OR]
3 Drawer Nightstand
34w 19d 35h

OREGON

Bedroom Collection Nightstands & Bench Chests



BN-23-[OR]
2 Drawer Nightstand
28w 19d 27h



BN-65-[OR]
3 Drawer Nightstand
28w 19d 32h



BC-98-[OR]
Lift Top Cedar Chest
46w 19d 23h



BC-89-[OR]
2 Drawer Bench Chest
49w 19d 25h

Mirrors



BM-10-[OR] (Shown)
Beveled Mirror
44w 3d 42h

BM-12-[OR]
Beveled Mirror
34w 3d 46h



BM-13-[OR]
3 Pane Mirror
54w 3d 33h



BM-73-[OR]
Horizontal Mirror
56w 3d 27h

WOODS: AK • BEC • CHY • CK • HK
MAP • OAK • OK • QS • WAL

Beds

Available Sizes Include:

Twin, Full, Queen, Eastern King & California King

Beds With Rails

Storage Pedestal Beds


Albany Bed

3CS-799



Headboard Height 50"
Footboard Height 23"


3KS-799



Pedestal 4" off Floor

Portland Bed

3CF-709



Headboard Height 64"
Footboard Height 34"

3CS-709




Headboard Height 64"
Footboard Height 23"

3KF-709



Pedestal 4" off Floor

3KS-709



Pedestal 4" off Floor

SARATOGA

Bedroom Collection



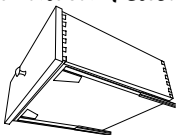
Cal King Tioga Bed
Shown in Quartersawn

Customize Your Stuart David Handcrafted Bedroom:

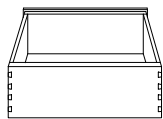
- | | | | | |
|--|---|---|---------------------------------------|--|
| <p>1 NORTH AMERICAN
HARDWOODS:</p> <ul style="list-style-type: none"> AK - RUSTIC ALDER CHY - CHERRY CK - RUSTIC CHERRY HK - RUSTIC HICKORY MAP - MAPLE OAK - RED OAK OK - RUSTIC WHITE OAK QS - QUARTERSAWN WHITE OAK WAL - AMERICAN WALNUT BEC - +BEECH | <p>2 OVER 100
DESIGNER FINISHES*</p> | <p>3 SIZE</p> <ul style="list-style-type: none"> TWIN FULL QUEEN CALIFORNIA KING EASTERN KING CUSTOM SIZE MODIFICATIONS
AVAILABLE W/QUOTE APPROVAL | <p>4 ARTISAN
HARDWARE*</p> | <p>5 OPTIONS*</p> <ul style="list-style-type: none"> O-1SIDE - 1 SIDE OF DRAWERS O-ABR - ADJUSTABLE BED O-TFL - EXTRA LONG TWIN OR FULL O-PDECK - PLATFORM DECK |
|--|---|---|---------------------------------------|--|

* See price list for exclusions & current selections

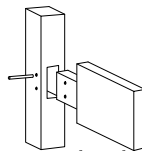
Standard Features:



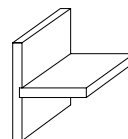
• Drawers suspended with heavy duty undermount **full extension soft-close** guides allowing for effortless opening and closing.



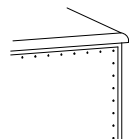
• All wood drawers assembled with dovetail joints for strength.
• Drawer interiors are smoothly sanded and lacquer-sealed.



• Tenons are a key element of construction. A board's end is cut off for insertion into a mortise. Tenons are then secured with wood pins.



• Permanent joint construction. We use a variety of joint construction methods that are time tested to ensure life long durability and strength.




• Case backs (1/4" thick) with recessed back panels.

SARATOGA

Bedroom Collection



BC-931-[S2]
9 Drawer Chest
38w 19d 56h



WOODS: AK • BEC • CHY • CK • HK
MAP • OAK • OK • QS • WAL

Chests



BD-941-[S2]
4 Drawer Dresser
48w 19d 35h



BC-940-[S2]
3 Drawer Chest
38w 19d 31h



BC-932-[S2]
9 Drawer Chest
44w 19d 61h



BC-933-[S2]
3 Drawer, 2 Door Chest
42w 19d 69h

SARATOGA

Bedroom Collection

Dressers & Chests



BD-943-[S2]
7 Drawer Dresser
71w 19d 39h



BD-942-[S2]
9 Drawer Dresser
60w 19d 48h



BD-944-[S2]
9 Drawer Dresser
71w 19d 48h



BC-930-[S2]
6 Drawer Chest
27w 19d 56h

Nightstands



BN-981L-[S2]
1 Drawer
1 Door Nightstand
20w 20d 30h



BN-981R-[S2]
1 Drawer
1 Door Nightstand
20w 20d 30h



BN-951-[S2]
1 Drawer Nightstand
28w 19d 30h



BN-952-[S2]
3 Drawer Nightstand
28w 19d 30h



BN-980-[S2]
2 Drawer Nightstand
20w 20d 28h



BN-953-[S2]
1 Drawer
2 Door Nightstand
33w 19d 31h

SARATOGA

Bedroom Collection


Mirrors



BM-909-[S2]
Single Pane Mirror
54w 1d 32h



BM-911-[S2]
Single Pane Mirror
40w 3d 33h



BM-910-[S2]
3 Pane Mirror
54w 1d 32h



WOODS: AK • BEC • CHY • CK • HK
MAP • OAK • OK • QS • WAL

Beds

Available Sizes Include:
Queen, Eastern King & California King

Beds with Rails

Storage Pedestal Beds

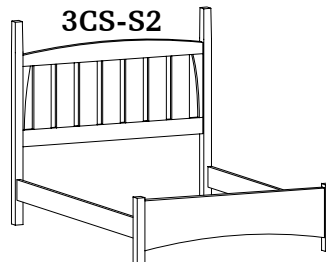
Adjustable Bed Rail Option

O-ABR - Adds 3" to Rail Length

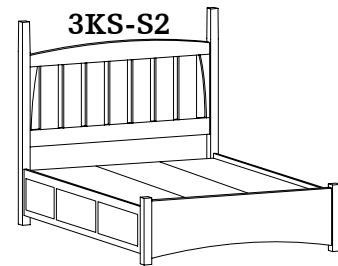
Saratoga Bed



Headboard Height 60"
Footboard Height 42"



Headboard Height 60"
Footboard Height 23"



Pedestal 4" off Floor

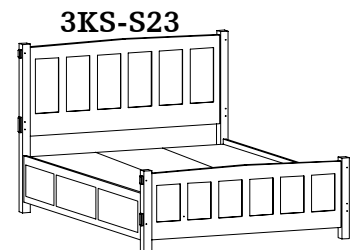
Bodie Bed



Headboard Height 48"
Footboard Height 33"



Headboard Height 48"
Footboard Height 23"

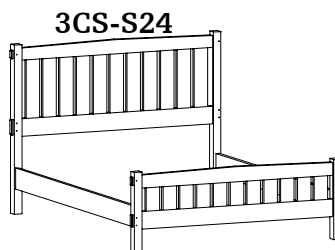


Pedestal 4" off Floor

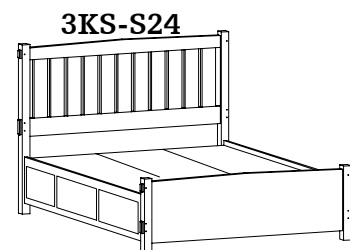
Tioga Bed



Headboard Height 48"
Footboard Height 33"



Headboard Height 48"
Footboard Height 23"



Pedestal 4" off Floor

Care Instructions

Those who select Stuart's Furniture enjoy years of beautiful use with minimal care. Maintain the beauty of the finish by protecting it from wear, spots, spills and by keeping it clean and dust free. Dust regularly, rubbing in the direction of the wood grain with a lint-free, absorbent cloth moistened by a few drops of furniture polish to keep this furniture looking its best. Avoid exposure to strong sunlight, which causes discoloration. Lift objects carefully; avoid dragging them over the wood surface. Avoid extreme heat and cold. Do not use polish remover, hair spray or perfume near the furniture, as this may damage the finish.

Rubber or plastic products can sometimes cause a chemical reaction, which may deteriorate the finish. Do not use products containing silicone.

SIERRA VISTA

Bedroom Collection



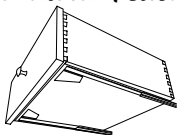
Queen Sierra Vista Storage Bed Shown on Cherry

Customize Your Stuart David Handcrafted Bedroom:

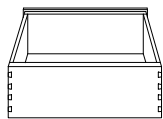
- | | | | | |
|--|---|---|---------------------------------------|--|
| <p>1 NORTH AMERICAN
HARDWOODS:</p> <ul style="list-style-type: none"> AK - RUSTIC ALDER CHY - CHERRY CK - RUSTIC CHERRY HK - RUSTIC HICKORY MAP - MAPLE OAK - RED OAK OK - RUSTIC WHITE OAK QS - QUARTERSAWN WHITE OAK WAL - AMERICAN WALNUT BEC - +BEECH | <p>2 OVER 100
DESIGNER FINISHES*</p> | <p>3 SIZE</p> <ul style="list-style-type: none"> TWIN FULL QUEEN CALIFORNIA KING EASTERN KING <p>CUSTOM SIZE MODIFICATIONS
AVAILABLE W/QUOTE APPROVAL</p> | <p>4 ARTISAN
HARDWARE*</p> | <p>5 OPTIONS*</p> <ul style="list-style-type: none"> O-1SIDE - 1 SIDE OF DRAWERS O-ABR - ADJUSTABLE BED O-TFL - EXTRA LONG TWIN OR FULL O-PDECK - PLATFORM DECK |
|--|---|---|---------------------------------------|--|

* See price list for exclusions & current selections

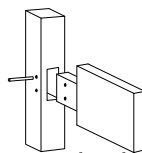
Standard Features:



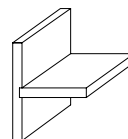
• Drawers suspended with heavy duty undermount **full extension soft-close** guides allowing for effortless opening and closing.



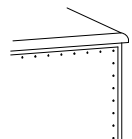
• All wood drawers assembled with dovetail joints for strength.
• Drawer interiors are smoothly sanded and lacquer-sealed.



• Tenons are a key element of construction. A board's end is cut off for insertion into a mortise. Tenons are then secured with wood pins.



• Permanent joint construction. We use a variety of joint construction methods that are time tested to ensure life long durability and strength.



• Case backs (1/4" thick) with recessed back panels.

SIERRA VISTA

Bedroom Collection

Chests



BC-00-[SV]
5 Drawer Chest
39w 19d 53h



BC-09D-[SV]
3 Drawer w/ Doors & 1 Shelf Chest
36w 19d 63h



BC-09-[SV]
6 Drawer Chest
36w 19d 63h



BC-77-[SV]
5 Drawer Lingerie Chest
27w 19d 54h



BC-27-[SV]
Master Chest
8 Drawers, 2 Doors w/ 6 Shelves
65w 19d 62h



BC-96D-[SV]
Master Chest
12 Drawers, Door w/ 2 Shelves
52w 19d 62h

Bench Chests



BC-98-[SV]
Lift Top Cedar Chest
48w 19d 24h



BC-89-[SV]
2 Drawer Bench Chest
48w 19d 24h

WOODS: AK • BEC • CHY • CK • HK
MAP • OAK • OK • QS • WAL

Dressers & Chests



BC-31-[SV]
4 Drawer Dresser
41w 19d 36h



BC-716-[SV]
5 Drawer Chest
46w 19d 53h



BD-02-[SV]
6 Drawer Dresser w/ Jewelry Tray
59w 19d 40h



BD-43-[SV]
7 Drawer Dresser w/ Jewelry Tray
68w 19d 39h



BD-44-[SV]
11 Drawer Dresser w/ Jewelry Tray
72w 19d 52h



BD-719-[SV]
10 Drawer Dresser
72w 19d 52h

Mirrors



BM-13-[SV]
3 Pane Beveled Mirror
54w 2d 27h



BM-10-[SV] (Shown)
Beveled Mirror

BM-12-[SV]
Beveled Mirror
35w 3d 42h



BM-73-[SV]
Beveled Mirror
54w 2d 27h

Nightstands



BN-23-[SV]
2 Drawer Nightstand
27w 20d 26h



BN-21-[SV]
3 Drawer Nightstand
21w 20d 31h



BN-22L-[SV]
Left 1 Drawer, Door
w/ 1 Shelf Nightstand
21w 20d 31h



BN-22R-[SV]
Right 1 Drawer, Door
w/ 1 Shelf Nightstand
21w 20d 31h



BN-24-[SV]
3 Drawer Large Nightstand
33w 20d 33h



BN-25-[SV]
2 Drawer Nightstand
21w 20d 26h



BN-65-[SV]
3 Drawer Nightstand
27w 20d 32h

Beds

Available Sizes Include:

Twin, Full, Queen, Eastern King & California King


Sierra Vista

3CF-R10




Headboard Height 53 1/4"
Footboard Height 31" (Shown)
3CS-R10 Footboard Height 23"

3KF-R10



Pedestal 4" off Floor

3KS-R10



Pedestal 4" off Floor


Sierra Home

3CS-R11



Headboard Height 48"
Footboard Height 14.5"

3KS-R11



Pedestal 4" off Floor
Headboard Height 48"
Footboard Height 20"

SUNRISE & SUNSET *Bedroom Collections*



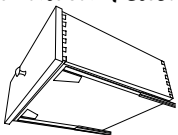
California King Crestview Bed Shown on Maple

Customize Your Stuart David Handcrafted Bedroom:

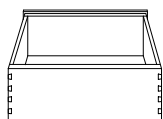
- | | | | | |
|--|---|---|-----------------------------------|--|
| <p>1 NORTH AMERICAN HARDWOODS:</p> <ul style="list-style-type: none"> AK - RUSTIC ALDER CHY - CHERRY CK - RUSTIC CHERRY HK - RUSTIC HICKORY MAP - MAPLE OAK - RED OAK OK - RUSTIC WHITE OAK QS - QUARTERSAWN WHITE OAK WAL - AMERICAN WALNUT BEC - +BEECH | <p>2 OVER 100 DESIGNER FINISHES*</p> | <p>3 SIZE</p> <ul style="list-style-type: none"> TWIN FULL QUEEN CALIFORNIA KING EASTERN KING CUSTOM SIZE MODIFICATIONS AVAILABLE W/QUOTE APPROVAL | <p>4 ARTISAN HARDWARE*</p> | <p>5 OPTIONS*</p> <ul style="list-style-type: none"> O-1SIDE - 1 SIDE OF DRAWERS O-ABR - ADJUSTABLE BED O-TFL - EXTRA LONG TWIN OR FULL O-PDECK - PLATFORM DECK |
|--|---|---|-----------------------------------|--|

* See price list for exclusions & current selections

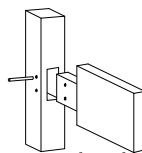
Standard Features:



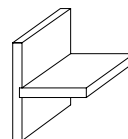
• Drawers suspended with heavy duty undermount **full extension soft-close** guides allowing for effortless opening and closing.



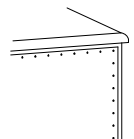
• All wood drawers assembled with dovetail joints for strength.
• Drawer interiors are smoothly sanded and lacquer-sealed.



• Tenons are a key element of construction. A board's end is cut off for insertion into a mortise. Tenons are then secured with wood pins.



• Permanent joint construction. We use a variety of joint construction methods that are time tested to ensure life long durability and strength.



• Case backs (1/4" thick) with recessed back panels.

SUNRISE & SUNSET

Bedroom Collections

SUNRISE




209 Style Shown




299 Style Shown

209



Open Curved Base
with Raised Panels

299



Open Curved Base
with Recessed Panels

SUNSET




210 Style Shown




290 Style Shown

210



Molded Base
with Raised Panels

290



Molded Base
with Recessed Panels

NIGHTSTANDS



BN-22L-2_1
Nightstand
1 Drawer, 1 Door Hinged Left
with 1 Adj. Shelf
22w 19d 31h
(210 Style Shown)



BN-22R-2_1
Nightstand
1 Drawer, 1 Door Hinged Right
with 1 Adj. Shelf
22w 19d 31h
(299 Style Shown)



BN-21-2_1
Nightstand
3 Drawers
22w 19d 31h
(209 Style Shown)



BN-23-2_1
Nightstand
2 Drawers
27w 19d 26h
(299 Style Shown)



BN-65-2_1
Nightstand
3 Drawers
27w 19d 31h
(210 Style Shown)



BN-24-2_1
Nightstand
3 Drawers
33w 19d 31h
(209 Style Shown)



California King Sunrise Storage Bed Shown on Maple

SUNRISE & SUNSET

Bedroom Collections

CHESTS



**BC-31-[2__]
Chest**

4 Drawers
42w 19d 34h
(209 Style Shown)



**BC-00-[2__]
Chest**

5 Drawers
39w 19d 52h
(210 Style Shown)



**BC-96D-[2__]
Master Chest**

12 Drawers, Door
with 2 Adj. Shelves
52w 19d 62h
(209 Style Shown)



**BC-09-[2__]
Chest**

6 Drawers
35w 19d 64h
(209 Style Shown)



BC-716-[2__]
Chest
5 Drawers
46w 19d 52h
(299 Style Shown)



BC-77-[2__]
Lingerie Chest
5 Drawers
27w 19d 52h
(210 Style Shown)



BC-09D-[2__]
Chest
3 Drawers, 2 Doors
with 1 Adj. Shelf
35w 19d 64h
(209 Style Shown)



BC-27-[2__]
Master Chest
8 Drawers, 2 Doors
with 6 Adj. Shelves
64w 19d 61h
(209 Style Shown)

SUNRISE & SUNSET

Bedroom Collections

DRESSERS



BD-44-[2__]

Dresser

11 Drawers

with Jewelry Tray in top RSF dwr

72w 19d 51h

(210 Style Shown)



California King Auburn Bed

Shown on North American Black Walnut

MIRRORS

BM-12-[209]

Bevel Mirror

Attaches to Dresser/Chest
and Wall Mount

33w 3d 42h
(All Styles)

BM-10-[209] (Shown)

Bevel Mirror

Attaches to Dresser/Chest
and Wall Mount

41w 3d 35h
(All Styles)



BM-73-[209]

Bevel Mirror

Wall Mount

54w 3d 27h
(All Styles)



BD-02-[2__]
Dresser
6 Drawers, 2 Doors
with Jewelry Tray in top RSF dwr
58w 19d 40h
(209 Style Shown)



BD-43-[2__]
Dresser
7 Drawers
with Jewelry Tray in top RSF dwr
68w 19d 39h
(209 Style Shown)



BD-719-[2__]
Dresser
11 Drawers
with Jewelry Tray in top RSF dwr
72w 19d 48h
(210 Style Shown)



BM-13-[209]
3 Pane Bevel Mirror
Wall Mount
54w 3d 27h
(All Styles)



BM-AS10-[209]
Arched Mirror
Attaches to Dresser/Chest
and Wall Mount
51w 3d 31h
(All Styles)
BM-AT11-[209]
Arched Mirror (Shown)
Attaches to Dresser/Chest
and Wall Mount
51w 3d 41h
(All Styles)

SUNRISE & SUNSET

Bedroom Collections

BENCH CHESTS



BC-98-[2__]
Lift Top Bench Chest
Cedar Lined
48w 19d 24h
(209 Style Shown)



BC-89-[2__]
Bench Chest
2 Drawers
48w 19d 24h
(210 Style Shown)



California King Sunrise Storage Bed Shown on Maple

BEDS

Auburn Beds

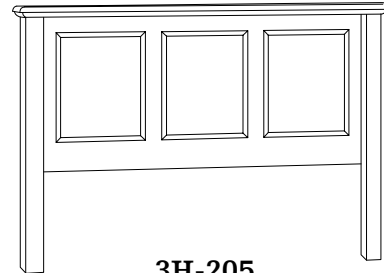
Available Sizes

in Twin, Full, Queen, Eastern & California Kings

* for Recessed Panels specify at time of order *

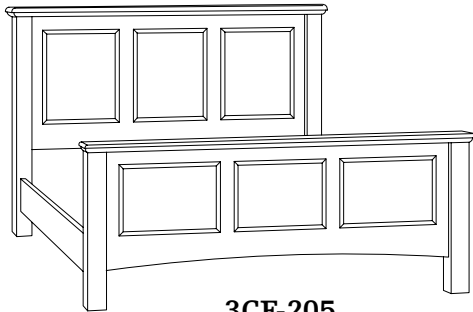


3CS-205




3H-205

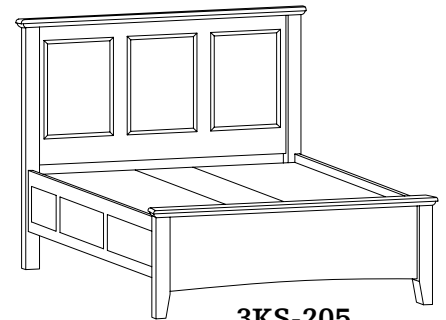
Headboard Height 54"
Tall Footboard Height 28"
Short Footboard Height 23"



3CF-205



3KF-205



3KS-205

Crestview Beds


Available Sizes

in Twin, Full, Queen, Eastern & California Kings

* for Recessed Panels specify at time of order *

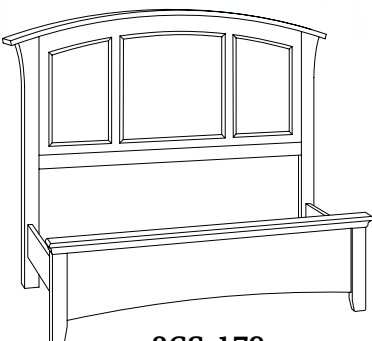


3CF-179




3H-179

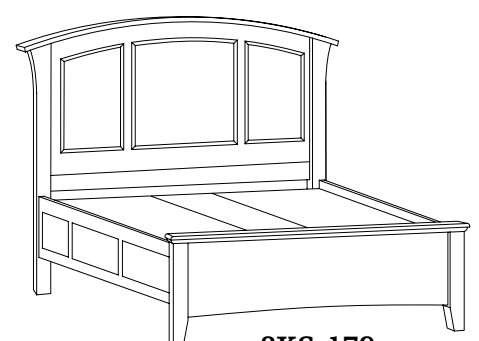
Headboard Height 60"
Tall Footboard Height 36"
Short Footboard Height 23"



3CS-179



3KF-179



3KS-179

Sunrise Beds

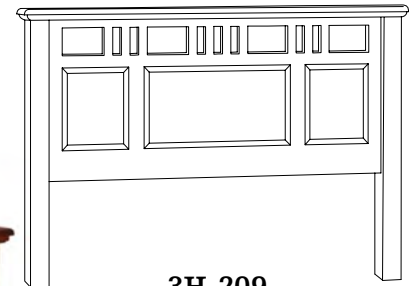
Available Sizes

in Twin, Full, Queen, Eastern & California Kings

* for Recessed Panels specify at time of order *

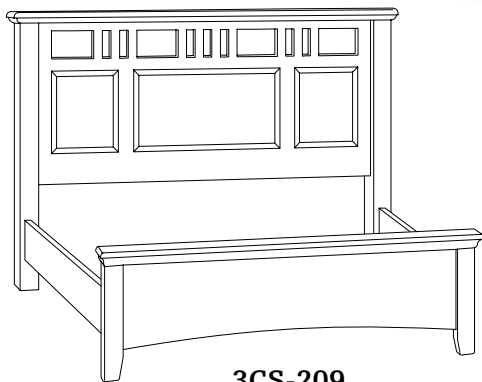


3CF-209

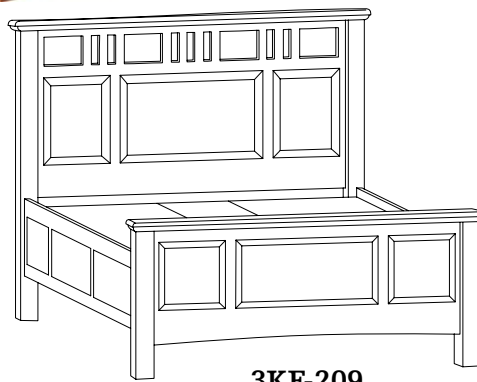


3H-209

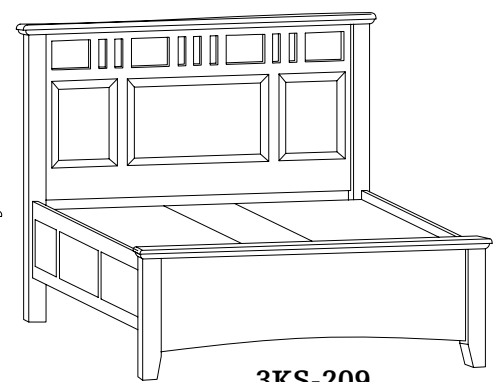
Headboard Height 54"
 Tall Footboard Height 28"
 Short Footboard Height 23"



3CS-209



3KF-209



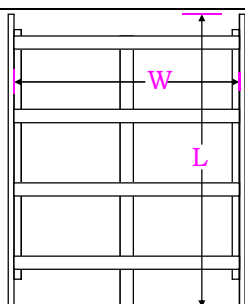
3KS-209

Stuart David beds come standard with rails, slats and center supports to set your mattress and box spring upon.

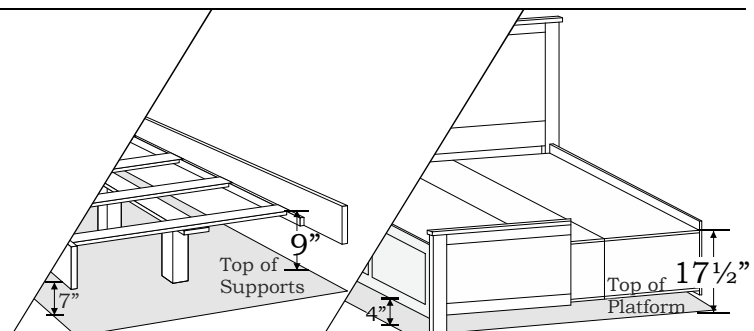
Additional options available in price list including platform deck to replace box spring (O-PDECK), no slats with extra 3" rail depth for an adjustable mattress base (O-ABR), and extra length for Twin Extra Long (O-TFL).

Storage beds come with six full-extending drawers and ply platform to set your mattress upon.

Additional options available in price list including reduce to one-sided storage (O-1SIDE) and extra length for Twin Extra Long (O-TFL).



	W	L
Twin	40	75
Twin Long	40	80
Full	55	75
Queen	61	80
California King	73	84
Eastern King	77	80



VERNON

Bedroom Collection

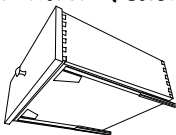


Customize Your Stuart David Handcrafted Bedroom:

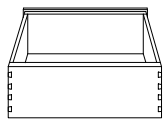
- | | | | | |
|--|---|---|---------------------------------------|--|
| <p>1 NORTH AMERICAN
HARDWOODS:</p> <ul style="list-style-type: none"> AK - RUSTIC ALDER CHY - CHERRY CK - RUSTIC CHERRY HK - RUSTIC HICKORY MAP - MAPLE OAK - RED OAK OK - RUSTIC WHITE OAK QS - QUARTERSAWN WHITE OAK WAL - AMERICAN WALNUT BEC - +BEECH | <p>2 OVER 100
DESIGNER FINISHES*</p> | <p>3 SIZE</p> <ul style="list-style-type: none"> TWIN FULL QUEEN CALIFORNIA KING EASTERN KING <p>CUSTOM SIZE MODIFICATIONS
AVAILABLE W/QUOTE APPROVAL</p> | <p>4 ARTISAN
HARDWARE*</p> | <p>5 OPTIONS*</p> <ul style="list-style-type: none"> O-1SIDE - 1 SIDE OF DRAWERS O-ABR - ADJUSTABLE BED O-TFL - EXTRA LONG TWIN OR FULL O-PDECK - PLATFORM DECK |
|--|---|---|---------------------------------------|--|

* See price list for exclusions & current selections

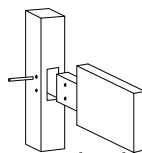
Standard Features:



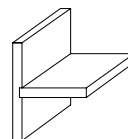
• Drawers suspended with heavy duty undermount **full extension soft-close** guides allowing for effortless opening and closing.



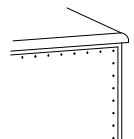
• All wood drawers assembled with dovetail joints for strength.
• Drawer interiors are smoothly sanded and lacquer-sealed.



• Tenons are a key element of construction. A board's end is cut off for insertion into a mortise. Tenons are then secured with wood pins.



• Permanent joint construction. We use a variety of joint construction methods that are time tested to ensure life long durability and strength.

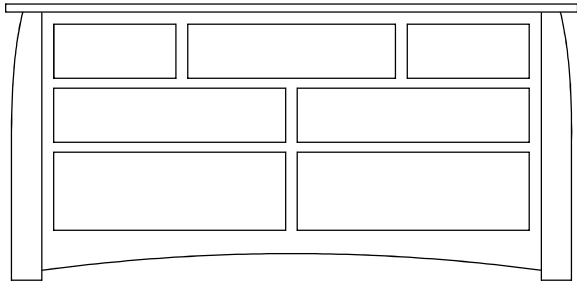


• Case backs (1/4" thick) with recessed back panels.

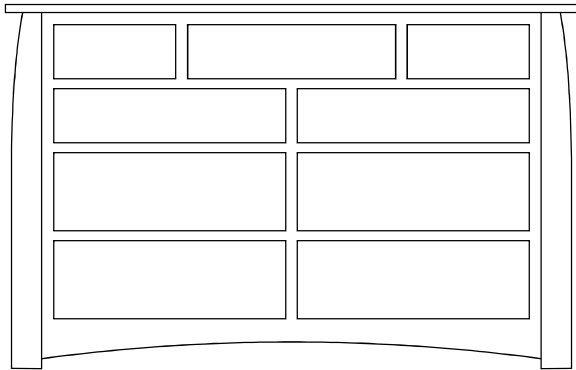
VERNON

Bedroom Collection

DRESSERS

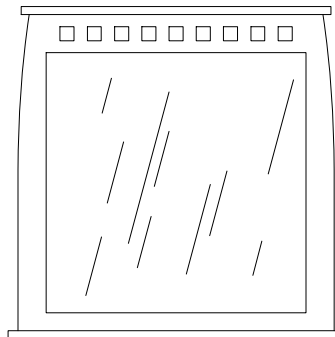


BD-943-[VN]
Dresser
7 Drawers
72w 21d 35h

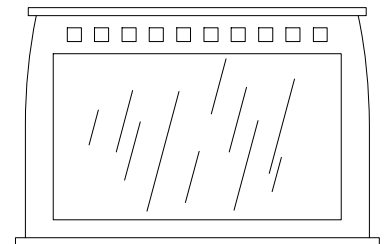


BD-944-[VN]
Dresser
9 Drawers
72w 21d 46h

MIRRORS



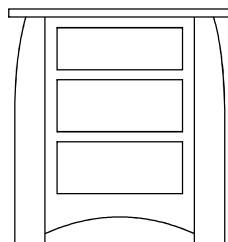
BM-10-[VN]
Mirror
42w 3d 38h




BM-73-[VN]
Mirror
46w 3d 27h



NIGHTSTANDS




BN-952-[VN]
Nightstand
3 Drawers
28w 21d 30h



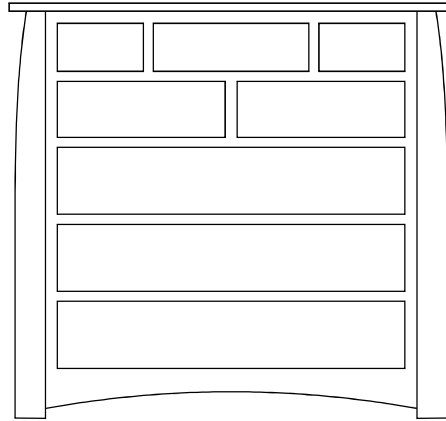
BN-951L-[VN]
(hinges on Left)
BN-951R-[VN]
(hinges on Right)
Nightstand
1 Drawer, 1 Door
?w ?d ?h

WOODS: AK • BEC • CHY • CK • HK
 MAP • OAK • OK • QS • WAL


CHESTS




BC-963-[VN]
Chest
6 Drawers
 44w 21d 53h



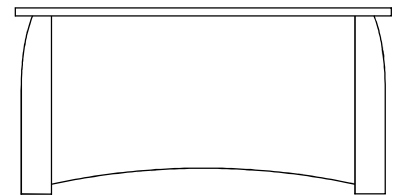
BC-964-[VN]
Chest
8 Drawers
 56w 21d 52h



BC-960-[VN]
Chest
7 Drawers, 2 Doors
 with 2 adj. selves
 56w 21d 50h



BC-945-[VN]
Chest
6 Drawers, 2 Doors
 with 2 adj. shelves
 73w 21d 52h



BC-98-[VN]
Lift-top Chest
Cedar Lined
 51w 21d 24h



Stuart David beds come standard with rails, slats and center supports to set your mattress and box spring upon. Additional options available in price list including platform deck to replace box spring (O-PDECK), no slats with extra 3" rail depth for an adjustable mattress base (O-ABR), and extra length for Twin or Full Extra Long (O-TFL).

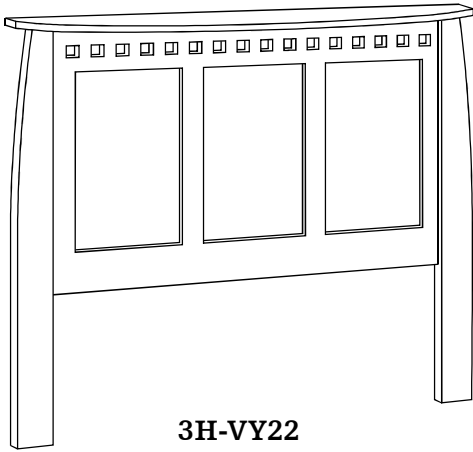
Storage beds come with six full-extending drawers and ply platform to set your mattress upon.

Additional options available in price list including reduce to one-sided storage base (O-1SIDE) and extra length for Twin Extra Long (O-TFL).


Vernon Beds

Available Sizes


Twin, Full, Queen, Eastern & California Kings




3H-VY22
Vernon Headboard
58h



3CS-VY22
Vernon Bed
Headboard 58"H
Footboard 30"H



3XS-VY22
Vernon Storage Bed
Headboard 58"H
Footboard 30"H



3KS-VY22
Vernon Bed
Headboard 58"H
Footboard 21"H

BEDS & PEDESTALS

Collection



AUGUSTA SLEIGH BED
3CF-H22



CREST VIEW
3CS-179



PLATFORM
3FF-503



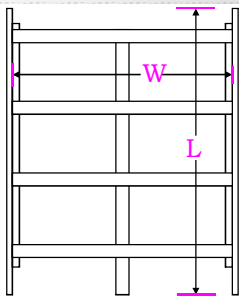
LIBERTY
3CF-879



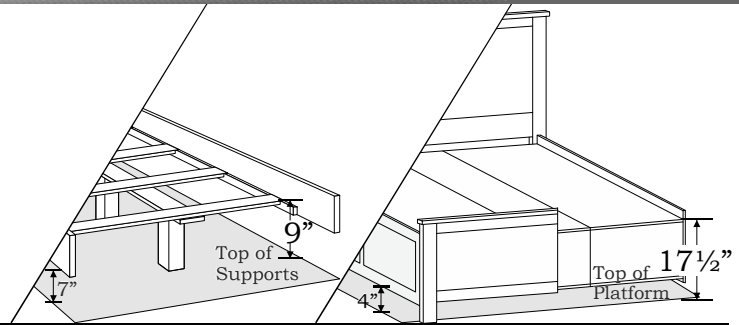
COPPER CREEK PANEL
3KS-CC1

BEDS & PEDESTALS

Stuart David
Home Furnishings



	W	L
Twin	40	75
Twin Long	40	80
Full	55	75
Queen	61	80
California King	73	84
Eastern King	77	80



ALBANY BEDS

WOODS


AK
BEC
CHY
CK
HK
MAP
OAK
OK
QS
WAL



Rails 7 1/2" off Floor

3CF-799
Headboard 50"H
Footboard 23"H

See Oregon Bedroom Collection



Pedestal 4" off Floor

3KS-799
Headboard 50"H
Footboard 23"H

ASHVILLE BEDS


WOODS

AK
BEC
CHY
CK
HK
MAP
OAK
OK
QS
WAL



Rails 7 1/2" off Floor

3CF-A13
Headboard 58"H
Footboard 31"H




3CS-A13
Headboard 58"H
Footboard 23"H



Pedestal 4" off Floor

3KF-A13
Headboard 58"H
Footboard 31"H



3KS-A13
Headboard 58"H
Footboard 23"H

See Ashville Collection

AUBURN BEDS

WOODS

AK
BEC
CHY
CK
HK
MAP
OAK
OK
QS
WAL




Rails 7 1/2" off Floor

3CF-205
Headboard 54"H
Footboard 28"H




3CS-205
Headboard 54"H
Footboard 23"H



Pedestal 4" off Floor

3KF-205
Headboard 54"H
Footboard 28"H



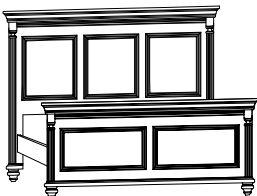
3KS-205
Headboard 54"H
Footboard 23"H

See Sunrise & Sunset Collection

AUGUSTA PANEL BEDS*

WOODS

AK
CHY
CK
HK
MAP
OAK
OK
QS




Rails 7 1/2" off Floor

3CF-H21
Headboard 56"H
Footboard 32"H



3CS-H21
Headboard 56"H
Footboard 24"H

**Available in
Queen & King
Sizes Only**



Pedestal 4" off Floor

3KF-H21
Headboard 56"H
Footboard 32"H



3KS-H21
Headboard 56"H
Footboard 24"H

See Augusta Collection

AUGUSTA SLEIGH BEDS*

WOODS

AK
CHY
CK
HK
MAP
OAK
OK
QS



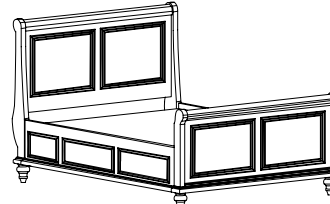
Rails 7 1/2" off Floor

3CF-H22
Headboard 52"H
Footboard 33"H



3CS-H22
Headboard 52"H
Footboard 25"H

**Available in
Queen & King
Sizes Only**



Pedestal 6" off Floor

3KF-H22
Headboard 52"H
Footboard 33"H



3KS-H22
Headboard 52"H
Footboard 25"H

See Augusta Collection

BODIE BEDS

WOODS

AK
BEC
CHY
CK
HK
MAP
OAK
OK
QS
WAL



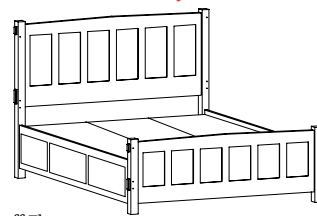
3CF-S23
Headboard 48"H
Footboard 33"H

Rails 7½" off Floor



3CS-S23
Headboard 48"H
Footboard 23"H

See Saratoga Collection



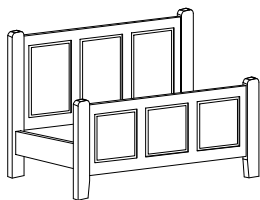
Pedestal 4" off Floor

3KS-S23
Headboard 48"H
Footboard 21"H

BUTTE BEDS

WOODS

AK
BEC
CHY
CK
HK
MAP
OAK
OK
QS
WAL

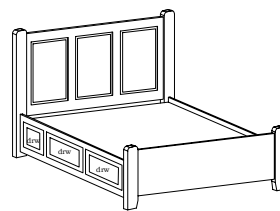


3CF-01
Headboard 40"H
Footboard 27"H

Rails 7½" off Floor



3CS-01
Headboard 40"H
Footboard 18"H



Pedestal 4" off Floor

3VS-01
Headboard 40"H
Footboard 21"H

CANYON BEDS

WOODS

AK
BEC
CHY
CK
HK
MAP
OAK
OK
QS
WAL



3CF-44
Headboard 42"H
Footboard 28"H

Rails 7½" off Floor



3CS-44
Headboard 42"H
Footboard 18"H



Pedestal 4" off Floor

3VS-44
Headboard 42"H
Footboard 21"H

CARSON BEDS

WOODS

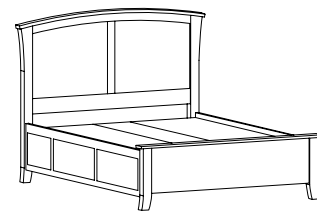
AK
BEC
CHY
CK
HK
MAP
OAK
OK
QS
WAL



Rails 7½" off Floor

3CS-G20
Headboard 54"H
Footboard 21"H

See Carson Collection



Pedestal 4" off Floor

3KS-G20
Headboard 54"H
Footboard 21"H

CHASE BEDS

WOODS

AK
BEC
CHY
CK
HK
MAP
OAK
OK
QS
WAL




3CF-855
Headboard 60"H
Footboard 36"H

Rails 7½" off Floor



3CS-855
Headboard 60"H
Footboard 23"H



Pedestal 4" off Floor

3KS-855
Headboard 60"H
Footboard 23"H

CHINOOK BEDS


WOODS

AK
BEC
CHY
CK
HK
MAP
OAK
OK
QS
WAL



Rails 7½" off Floor

3CS-02
Headboard 42"H
Footboard 18"H



Pedestal 4" off Floor

3VS-02
Headboard 42"H
Footboard 20"H


BEDS & PEDESTALS

Stuart David
Home Furnishings

COPPER CREEK PANEL BEDS

WOODS

AK
BEC
CHY
CK
HK
MAP
OAK
OK
QS
WAL




3CF-CC1
Headboard 56"H
Footboard 31"H

Rails 7½" off Floor




3CS-CC1
Headboard 56"H
Footboard 21"H



3KF-CC1
Headboard 56"H
Footboard 31"H

Pedestal 4" off Floor



3KS-CC1
Headboard 56"H
Footboard 21"H

See Copper Creek Collection

COPPER CREEK SLAT BEDS

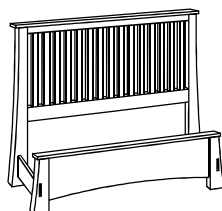
WOODS

AK
BEC
CHY
CK
HK
MAP
OAK
OK
QS
WAL



3CF-CC2
Headboard 56"H
Footboard 31"H

Rails 7½" off Floor



3CS-CC2
Headboard 56"H
Footboard 21"H



Pedestal 4" off Floor

3KS-CC2
Headboard 56"H
Footboard 21"H

See Copper Creek Collection

CRESTVIEW BEDS

WOODS

AK
BEC
CHY
CK
HK
MAP
OAK
OK
QS
WAL




3CF-179
Headboard 60"H
Footboard 36"H

Rails 7½" off Floor



3CS-179
Headboard 60"H
Footboard 23"H



3KF-179
Headboard 60"H
Footboard 36"H

Pedestal 4" off Floor



3KS-179
Headboard 60"H
Footboard 23"H

See Sunrise & Sunset Collection

DIXON BEDS

WOODS

AK
BEC
CHY
CK
HK
MAP
OAK
OK
QS
WAL



Rails 7½" off Floor

3CS-SHS59
Headboard 56"H
Footboard 20"H



Pedestal 4" off Floor

3VS-SHS59
Headboard 56"H
Footboard 20"H

See Shasta Collection

DUNNAGAN BEDS

WOODS

AK
BEC
CHY
CK
HK
MAP
OAK
OK
QS
WAL



Rails 7½" off Floor

3CS-SHP50
Headboard 56"H
Footboard 15"H



Pedestal 4" off Floor

3VS-SPS50
Headboard 56"H
Footboard 20"H

See Shasta Collection

EL MONTE BEDS

WOODS

AK
BEC
CHY
CK
HK
MAP
OAK
OK
QS
WAL



Rails 7½" off Floor

3CS-ET99
Headboard 42"H
Footboard 18"H



Pedestal 4" off Floor

3VS-ET99
Headboard 42"H
Footboard 20"H

See El Monte Collections

EMPIRE LEGACY BEDS*

See Empire Collection

WOODS
AK
CHY
CK
HK
MAP
OAK
OK
QS



3CF-E11
Headboard 54"H
Footboard 25"H

Rails 7½" off Floor

Available in
Queen & King
Sizes Only



3KF-E11
Headboard 54"H
Footboard 25"H

Pedestal 5" off Floor

EMPIRE SUPREME BEDS*

See Empire Collection

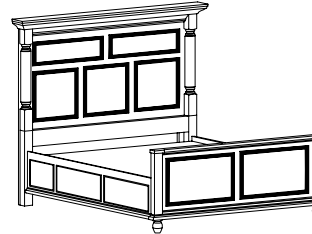
WOODS
AK
CHY
CK
HK
MAP
OAK
OK
QS



3CF-E10
Headboard 70"H
Footboard 31"H

Rails 7½" off Floor

Available in
Queen & King
Sizes Only



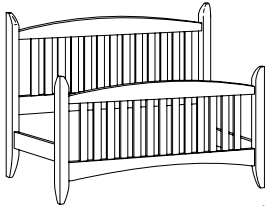
3KF-E10
Headboard 70"H
Footboard 31"H

Pedestal 5" off Floor

GILEAD BEDS

See Gilead Collection

WOODS
AK
BEC
CHY
CK
HK
MAP
OAK
OK
QS
WAL

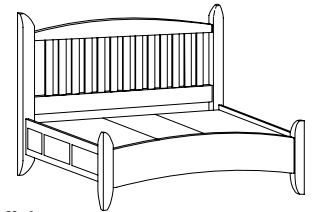


3CF-99
Headboard 53"H
Footboard 35"H

Rails 7½" off Floor



3CS-99
Headboard 53"H
Footboard 26"H




Pedestal 4" off Floor

3KS-99
Headboard 53"H
Footboard 24"H

HOPE VALLEY BEDS

See Carson Collection

WOODS
AK
BEC
CHY
CK
HK
MAP
OAK
OK
QS
WAL



Rails 7½" off Floor

3CS-G23
Headboard 52"H
Footboard 23"H



Pedestal 4" off Floor

3KS-G23
Headboard 52"H
Footboard 23"H

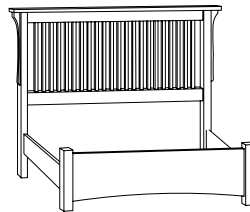
LIBERTY BEDS

WOODS
AK
BEC
CHY
CK
HK
MAP
OAK
OK
QS
WAL

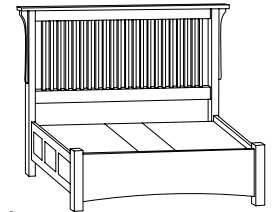


3CF-879
Headboard 52"H
Footboard 34"H

Rails 7½" off Floor



3CS-879
Headboard 52"H
Footboard 23"H



Pedestal 4" off Floor

3KS-879
Headboard 52"H
Footboard 23"H

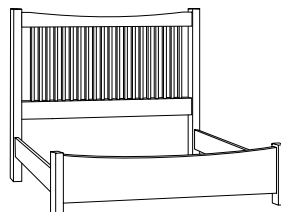
LILLY ANNE BEDS

WOODS
AK
BEC
CHY
CK
HK
MAP
OAK
OK
QS
WAL



3CF-76
Headboard 52"H
Footboard 35"H

Rails 7½" off Floor



3CS-76
Headboard 52"H
Footboard 24"H



Pedestal 4" off Floor

3KS-76
Headboard 52"H
Footboard 22"H

BEDS & PEDESTALS

Stuart David
Home Furnishings

MEADOW BEDS

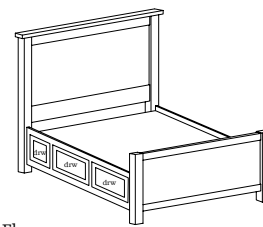
WOODS

AK
BEC
CHY
CK
HK
MAP
OAK
OK
QS
WAL



Rails 7½" off Floor

3CS-84
Headboard 42"H
Footboard 18"H




Pedestal 4" off Floor

3VS-84
Headboard 42"H
Footboard 18"H

MONTEREY BEDS

WOODS

AK
BEC
CHY
CK
HK
MAP
OAK
OK
QS
WAL



Rails 7½" off Floor

3CS-MYP50
Headboard 53"H
Footboard 15"H



Pedestal 4" off Floor


3VS-MYP50
Headboard 53"H
Footboard 20"H

See Monterey Collection

PORTLAND BEDS


WOODS

AK
BEC
CHY
CK
HK
MAP
OAK
OK
QS
WAL



Rails 7½" off Floor

3CF-709
Headboard 64"H
Footboard 34"H




3CS-709
Headboard 64"H
Footboard 23"H



Pedestal 4" off Floor

3KF-709
Headboard 64"H
Footboard 34"H



3KS-709
Headboard 64"H
Footboard 23"H

See Oregon Collection

RILEY BEDS

WOODS

AK
BEC
CHY
CK
HK
MAP
OAK
OK
QS
WAL



Rails 7½" off Floor

3CS-RYB
Headboard 54"H
Footboard 23"H



Pedestal 4" off Floor

3VS-RYB
Headboard 54"H
Footboard 23"H

See Riley Collection

SARATOGA BEDS

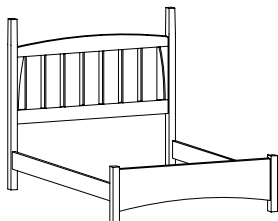
WOODS

AK
BEC
CHY
CK
HK
MAP
OAK
OK
QS
WAL



Rails 7½" off Floor

3CF-S2
Headboard 60"H
Footboard 42"H



3CS-S2
Headboard 60"H
Footboard 23"H



Pedestal 4" off Floor

3KS-S2
Headboard 60"H
Footboard 22"H

See Saratoga Collection

SIERRA HOME BEDS

WOODS

AK
BEC
CHY
CK
HK
MAP
OAK
OK
QS
WAL



Rails 7½" off Floor

3CS-R11
Headboard 48"H
Footboard 14½"H



Pedestal 4" off Floor

3KS-R11
Headboard 48"H
Footboard 20"H

See Sierra Vista Collection


SIERRA VISTA BEDS

WOODS
AK
BEC
CHY
CK
HK
MAP
OAK
OK
QS
WAL



3CF-R10
Headboard 53¼"H
Footboard 31"H

Rails 7½" off Floor




3CS-R10
Headboard 53¼"H
Footboard 23"H



3KF-R10
Headboard 53¼"H
Footboard 31"H

Pedestal 4" off Floor



3KS-R10
Headboard 53¼"H
Footboard 23"H

See Sierra Vista Collection


SUNRISE BEDS

WOODS
AK
BEC
CHY
CK
HK
MAP
OAK
OK
QS
WAL




3CF-209
Headboard 54"H
Footboard 28"H

Rails 7½" off Floor




3CS-209
Headboard 54"H
Footboard 23"H



3KF-209
Headboard 54"H
Footboard 28"H

Pedestal 4" off Floor



3KS-209
Headboard 54"H
Footboard 23"H

See Sunrise & Sunset Collection

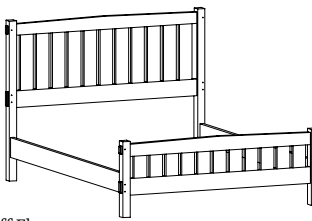
TIOGA BEDS

WOODS
AK
BEC
CHY
CK
HK
MAP
OAK
OK
QS
WAL

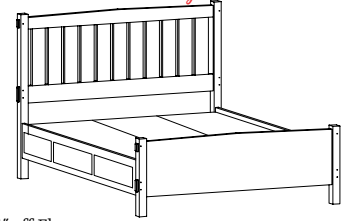


3CF-S24
Headboard 48"H
Footboard 33"H

Rails 7½" off Floor



3CS-S24
Headboard 48"H
Footboard 23"H



Pedestal 4" off Floor

3KS-S24
Headboard 48"H
Footboard 21"H

See Saratoga Collection

VERNON BEDS

WOODS
AK
BEC
CHY
CK
HK
MAP
OAK
OK
QS



3CS-VY22
Headboard 58"H
Footboard 30"H

Rails 7½" off Floor

Image
Coming
Soon

3KS-VY22
Headboard 58"H
Footboard 21"H

Image
Coming
Soon

3XS-VY22
Headboard 58"H
Footboard 30"H

Pedestal 4" off Floor

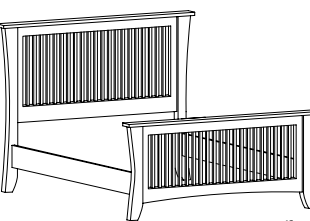
Image
Coming
Soon

3YS-VY22
Headboard 58"H
Footboard 21"H

See Vernon Collection

WALKER BEDS

WOODS
AK
BEC
CHY
CK
HK
MAP
OAK
OK
QS
WAL

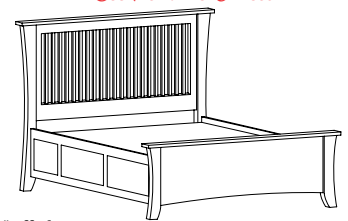


3CF-A23
Headboard 52"H
Footboard 35"H

Rails 7½" off Floor



3CS-A23
Headboard 52"H
Footboard 23"H



Pedestal 4" off Floor

3KS-A23
Headboard 52"H
Footboard 23"H

See Ashville Collection

BEDS & PEDESTALS

Stuart David
Home Furnishings

PLATFORM STORAGE BEDS WITH HEADBOARD & FOOTBOARD

WOODS

AK
BEC
CHY
CK
HK
MAP
OAK
OK
QS
WAL



3FF-501

6 Drawers
15"H

Mattress sits
12½" off Floor



3FF-502

8 Drawers & 2 Doors
24"H

Mattress sits
21½" off Floor




3FF-503

12 Drawers
24"H

BOOKCASE HEADBOARDS

WOODS

AK
BEC
CHY
CK
HK
MAP
OAK
OK
QS
WAL



2B-BD05

Headboard 49"H x 15"D



2B-BD06

Headboard 58"H x 15"D

PLATFORM STORAGE BEDS WITH FOOTBOARD ONLY

WOODS

AK
BEC
CHY
CK
HK
MAP
OAK
OK
QS
WAL



3F-501

6 Drawers
Footboard 15"H

Mattress sits
12½" off Floor



3F-502

8 Drawers & 2 Doors
Footboard 24"H

Mattress sits
21½" off Floor



3F-503

12 Drawers
Footboard 24"H

Select any SD Headboard to attach

Library Bookcases



Madison [MM] Style Shown
in Maple Antique Black (ABP) Paint Finish
2-Toned Option with Meadow (O2) Finish Shelves & Back
with V-Groove Back (OVGB) Option

It's all about choice: 1 Type of wood 2 Finish 3 Size 4 Configuration 5 Hardware

Fine Hardwoods Available

CHY - Cherry

MAP - Maple

Oak - Red Oak

QS - Quartersawn
(White Oak)

WAL - Walnut

AK - Rustic Alder

CK - Rustic Cherry

HK - Rustic Hickory

OK - Rustic Oak

Styles Available

CL2 - Classic - Traditional

CL5 - Classic - Shaker

MM - Madison (Fluting)

MN - Madison (No Fluting)

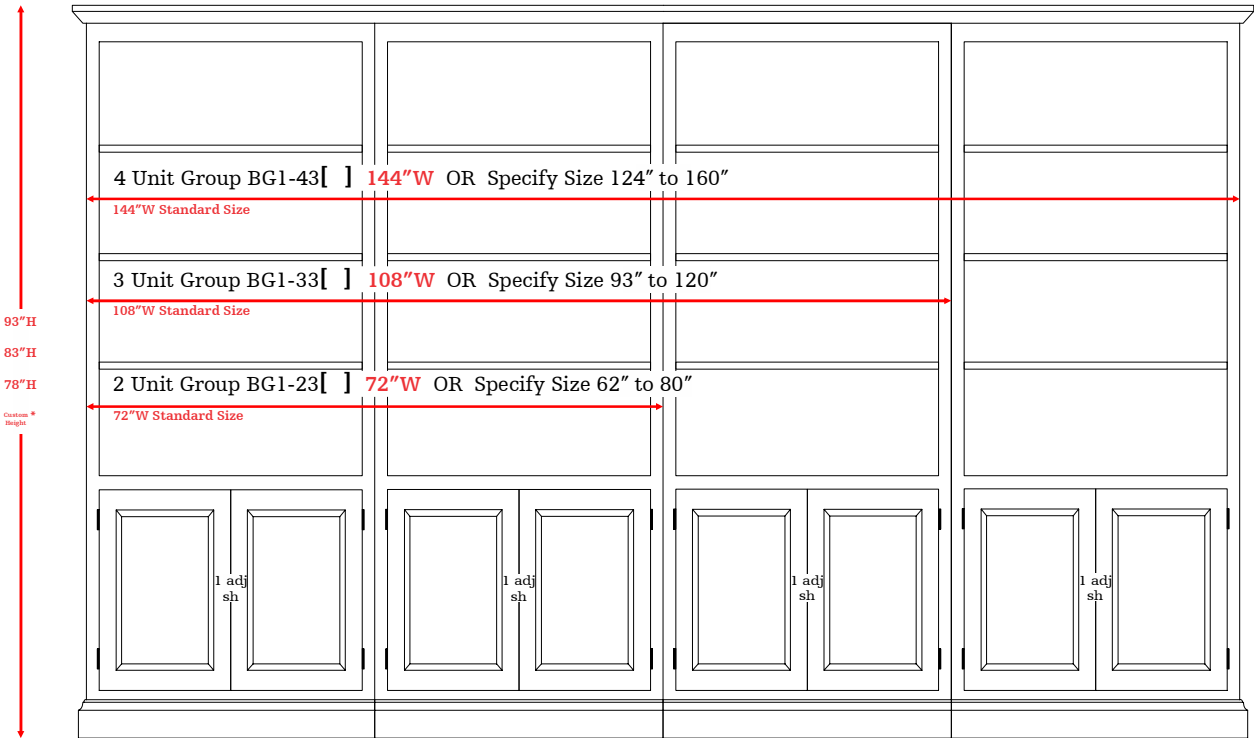
SC - Sierra Crest

VE - Vernalis

One-Piece Library Bookcases

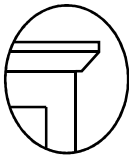
All drawings shown with generic molding and panels

All Dimensions Listed Are Case Dimensions. Overall Dimensions Will Vary Slightly Depending On Selected Style



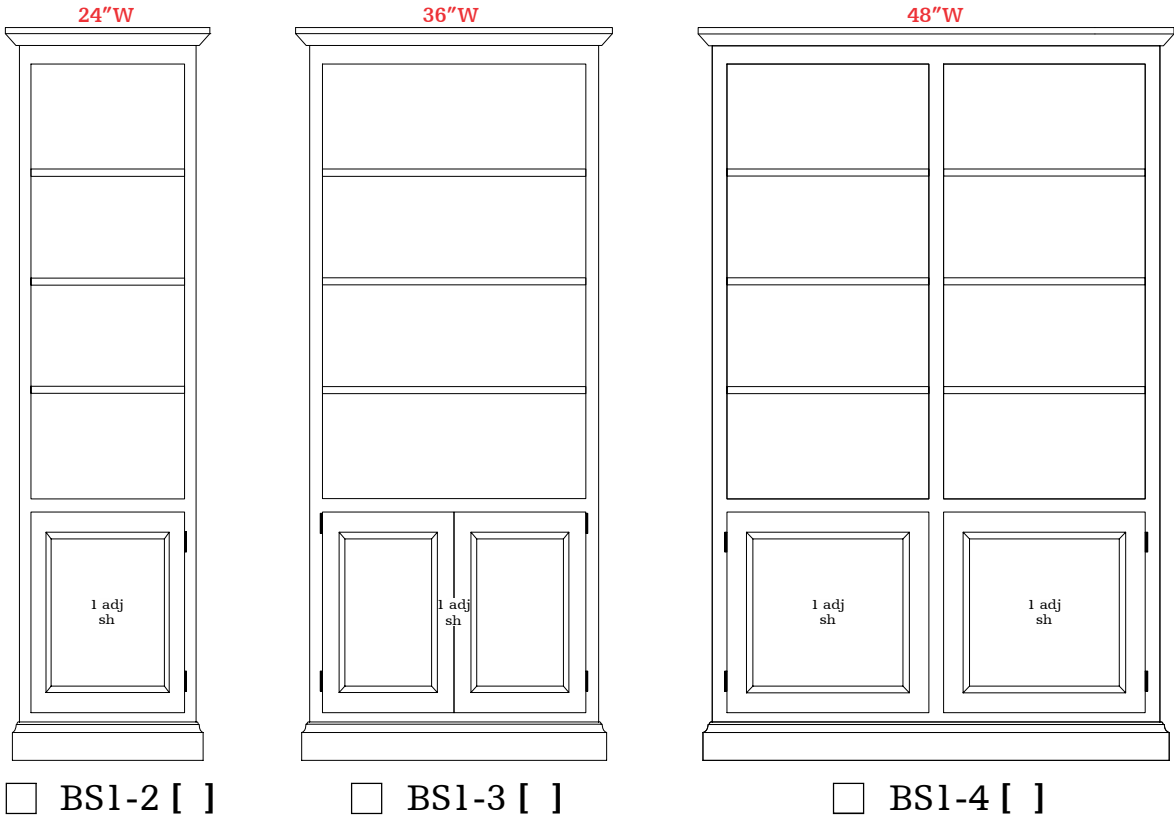
*For taller than 93" see Two-Piece Bookcases

All stated cabinet measurements are the case size. You must allow for **trim** for overall dimensions. Please keep this in mind while planning your space.



Trim Dimensions*

CL2 & CL5 + 2" Each Side
MM & MN + 3" Each Side
SC + 1" Each Side
VE + 3" Each Side




One-Piece Library Bookcases


All drawings shown with generic molding and panels

Corner Filler Unit

Can be attached to any unit

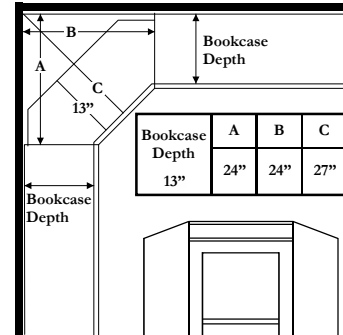


Side View of
Library Unit

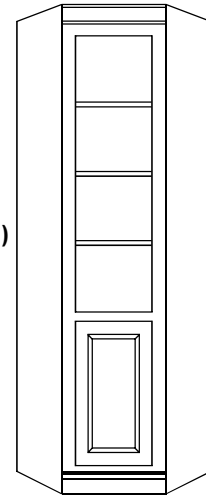


☐ BC1-COR

Corner Bookcases



16" Wide
(At The Front)
&
13" Deep



☐ BC1-CW []

Options Key

<input type="checkbox"/> OWD Wood Shelf Qty ____	<input type="checkbox"/> OGD Glass Shelf Qty ____	For Units Up To 93" Tall Max		<input type="checkbox"/> OPE Paneled End Option	<input type="checkbox"/> OLTB Light Box *Specify Custom Light Box Opening Height
<input type="checkbox"/> OVGB V-Groove Back (Per Section)	<input type="checkbox"/> O-LED LED Lights (1-14) Qty ____	<input type="checkbox"/> OLDR Remove Door (Base)	<input type="checkbox"/> OBD2G Glass Door (Base)	<input type="checkbox"/> QTY 	
<input type="checkbox"/> OP3D 15 3/4" Depth	<input type="checkbox"/> Size Modifications Quotes Welcome	<input type="checkbox"/> 24" Units <input type="checkbox"/> 36" Units <input type="checkbox"/> 48" Units	<input type="checkbox"/> 24" Units <input type="checkbox"/> 36" Units <input type="checkbox"/> 48" Units		

Select any of these additional options
Then show where you want options →

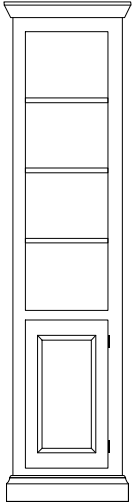
*Option to flush a side is welcome, show on this form where.

Width		Height		Notes	
Wood	Cherry Maple Oak QS Oak Walnut Rustic Alder Rustic Cherry Rustic Hickory Rustic Oak			Color	Style
Hardware		Door		Extras	
QTY:					

One-Piece Library Bookcases

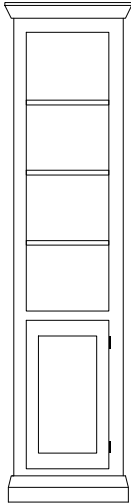
Choose from four styles, available for both one & two piece bookcases.

CL2
Classic - Traditional



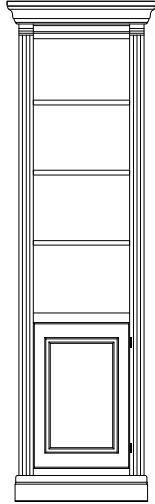
Simple Crown & Base
Raised Panels

CL5
Classic - Shaker



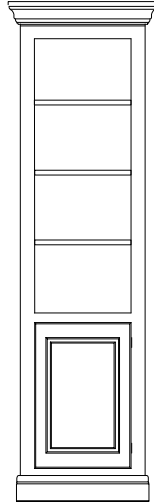
Clean Crown & Base
Recessed Panels

MM
Madison M




Large Crown
Specialty Raised Panels
Corbels & Fluting

MN
Madison N



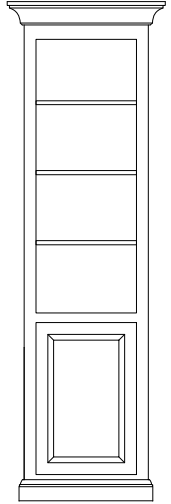
Large Crown
Specialty Raised Panels

SC
Sierra Crest



Open Arched Bottom
Recessed Paneled Doors
Flush Fit Doors

VE
Vernalis



Large Shaped Crown
Beaded Face
Flush Fit Doors



Explore and make a style all your own with our Library Bookcase Program from Stuart David!

Our fine bookcases can be purchased as single, stand-alone units or in multiples to be connected to create an entire wall system. You choose how many you want and the configuration that works best for your space. Creating a custom look for your home or office has never been easier or more fun!

Two Piece Bookcase & Entertainment Program



It's all about choice: 1 Type of wood 2 Finish 3 Size 4 Configuration 5 Hardware

Fine Hardwoods Available

CHY - Cherry	AK - Rustic Alder
MAP - Maple	CK - Rustic Cherry
Oak - Red Oak	HK - Rustic Hickory
QS - Quartersawn (White Oak)	OK - Rustic Oak
WAL - Walnut	

Styles Available

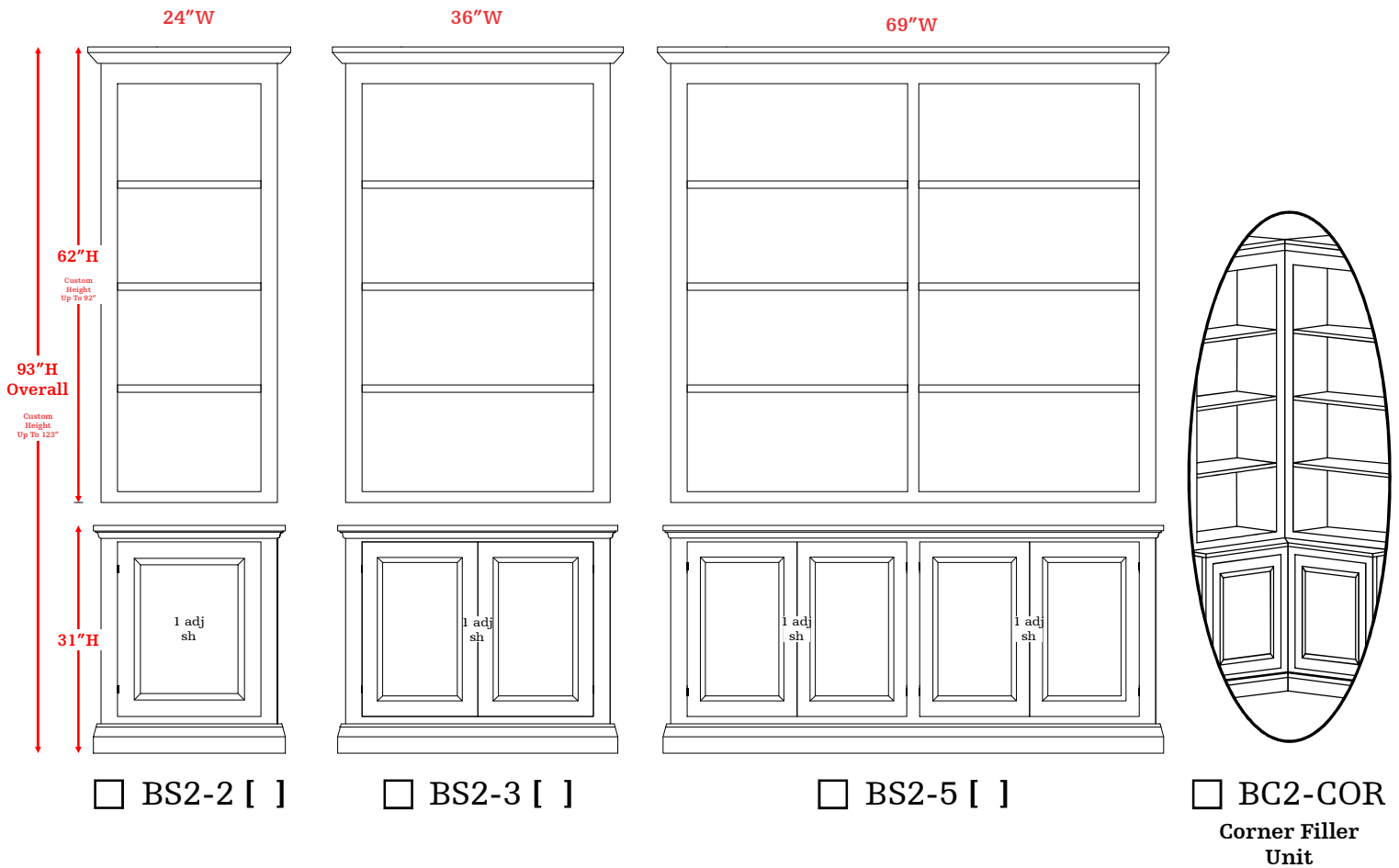
CL2 - Classic - Traditional
CL5 - Classic - Shaker
MM - Madison (Fluting)
MN - Madison (No Fluting)
SC - Sierra Crest
VE - Vernalis

Two-Piece Bookcases


See Back Page For Media Consoles

All drawings shown with generic molding and panels

All Dimensions Listed Are Case Dimensions. Overall Dimensions Will Vary Slightly Depending On Selected Style



All stated cabinet measurements are the case size. You must allow for **trim** for overall dimensions. Please keep this in mind while planning your space.



Trim Dimensions

CL2 & CL5 + 2\" Each Side

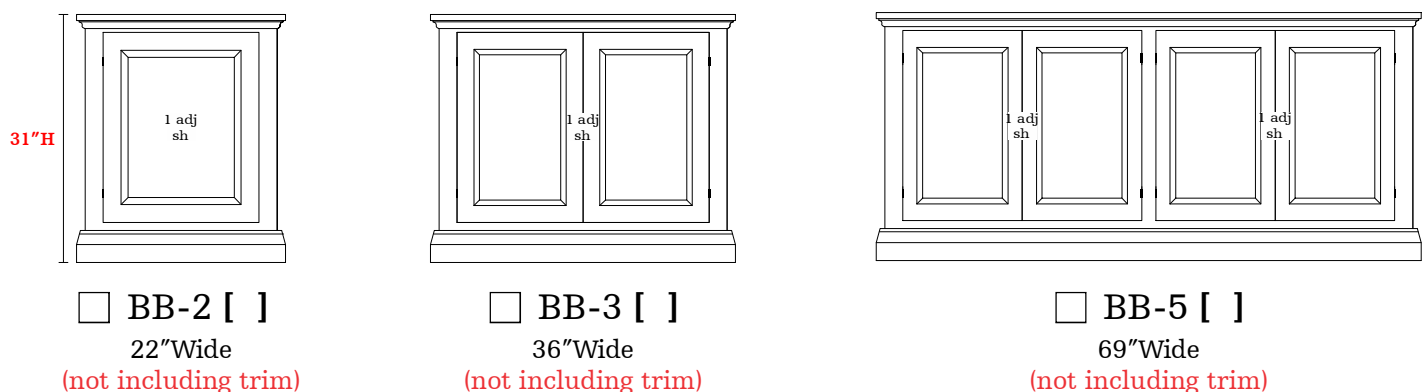
MM & MN + 3\" Each Side

SC + 1\" Each Side

VE + 3\" Each Side

Base Units Without Upper

Select One Of These If No Upper Is Wanted

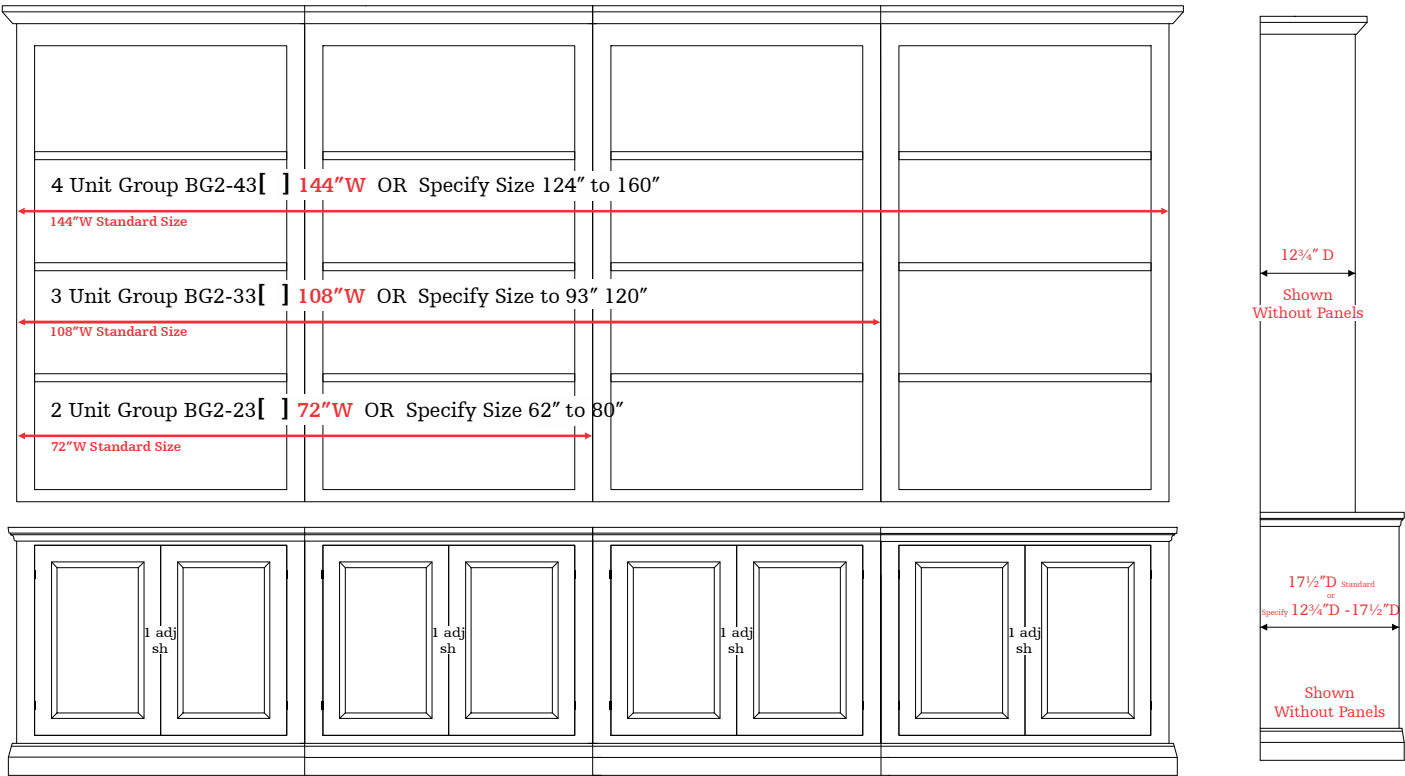


See Back Page For Media Consoles

All drawings shown with generic molding and panels

Two-Piece Bookcases

All Dimensions Listed Are Case Dimensions. Overall Dimensions Will Vary Slightly Depending On Selected Style



Also available as one piece units : ☐ BG1-23 62" to 80" ☐ BG1-33 93" to 120" (not including trim) ☐ BG1-43 124" to 160"

Side View of 2 Piece Unit

Options Key			
<input type="checkbox"/> OWD Wood Shelf Qty _____	<input type="checkbox"/> OGD Glass Shelf Qty _____	For Units Up To 93" Tall Max	
<input type="checkbox"/> OVGB V-Groove Back (Per Section)	<input type="checkbox"/> O-LED LED Lights (1-14) Qty _____	<input type="checkbox"/> Add Wood Door	
<input type="checkbox"/> Remove Door (Base)	<input type="checkbox"/> OBD2G Glass Door (Base)	<input type="checkbox"/> Add Glass Door	Paneled End Option
<input type="checkbox"/> Size Modification (Up To 123" Tall)	<input type="checkbox"/> O3DRW 3 Drawers in Place of Bottom Door (Up To 36" W Units Per Section)	<input type="checkbox"/> OPE2 Upper + Base	<input type="checkbox"/> OPE1 Base Only
<input type="checkbox"/> OLT B Light Box		<input type="checkbox"/> OP15 Open Bottom Open Section 15"	
<input type="checkbox"/> Select any of these additional options Then show where you want options →			

*Option to flush a side is welcome, show on this form where.

Width		Depth		Notes										
Wood	Cherry	Maple	Oak	QS Oak	Walnut	Rustic Alder	Rustic Cherry	Rustic Hickory	Rustic Oak	Color	Style	Hardware	Door/Drawer	Extras
													QTY:	

Two-Piece Entertainment Option

GC-(C1-C4)T [_]

This page is only for the center red portion of example, see inside pages for bookcase selection

42

Choose a size:

☐

62" GC-C_-62T[]

☐

66" GC-C_-66T[]

☐

70" GC-C_-70T[]

93

Option

?

Generic Style Shown For Example



Generic Style Shown With 36"W Side Bookcases For Example

Steps To Creating Your Custom Media Center

- Measure your space first then decide how wide you want this to be overall
- Decide on the size and configuration of the left and right bookcases on the previous pages
- Choose how wide you want the media console to be from the drawing to the left
- Select the media console configuration from below
- Finally, make your option selection for the ? boxes from below

C1

Option ?

Option ?

Option ?

C2

OPEN

Option ?

Option ?

Option ?

C3

OPEN

Option ?

Option ?

66" or 70" Wide Only

C4

DRAWER

OPEN

DRAWER

Option ?

Option ?

Option ?

Option Selections:

(Write selection on WHITE / GREY boxes)

D

Wood Door
w/ 1 Adj Shelf

G

Glass Door
w/ 1 Adj Shelf

K

SPK Door
w/ 1 Adj Shelf

M

1 - Drawer
w/ SPK Drop-Door

R

2 - Drawer

M

2 - Drawer
w/ SPK Drop-Door

R

3 - Drawer

C2 & C4 Only

C1 Only

Stuart David Home Furnishings

Deluxe Bookcases



It's all about choice: 1 Type of wood 2 Finish 3 Size 4 Hardware

Fine Hardwoods Available

CHY - Cherry
MAP - Maple
Oak - Red Oak
QS - Quartersawn
 (White Oak)
AK - Rustic Alder
CK - Rustic Cherry
HK - Rustic Hickory
OK - Rustic Oak

Styles Available

D2 - Classic 2 (Use **D1** For **Open Base**)
D5 - Craftsman 5 (Use **D4** For **Open Base**)
D9 - Generations 9 (Use **D8** For
No Dentil Molding)
DM - Madison 4 (Use **DN** For **No Flutting**)

Auburn & Mariposa Bookcase Collections



It's all about choice: 1 Type of wood 2 Finish 3 Size 4 Hardware


Fine Hardwoods Available

CHY - Cherry
MAP - Maple
Oak - Red Oak
QS - Quartersawn
(White Oak)

- Made With All Solids & Furniture Grade Plywood
- No Particle Board!

Auburn Style

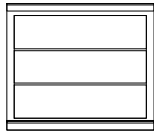
Bookcase Program



☐ BX-A30 1
24w 14d 30h

☐ BX-B30 2
30w 14d 30h


☐ BX-C30 3
36w 14d 30h



☐ BX-A36 1
24w 14d 36h

☐ BX-B36 2
30w 14d 36h


☐ BX-C36 3
36w 14d 36h



☐ BX-A48 1
24w 14d 48h

☐ BX-B48 2
30w 14d 48h

☐ BX-C48 3
36w 14d 48h



☐ BX-A60 1
24w 14d 60h

☐ BX-B60 2
30w 14d 60h

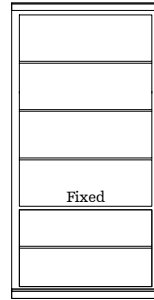
☐ BX-C60 3
36w 14d 60h



☐ BX-A72 1
24w 14d 72h

☐ BX-B72 2
30w 14d 72h


☐ BX-C72 3
36w 14d 72h



☐ BX-A84 1
24w 14d 84h

☐ BX-B84 2
30w 14d 84h

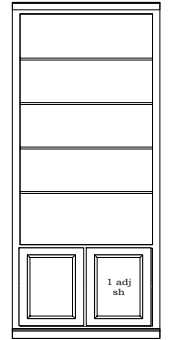
☐ BX-C84 3
36w 14d 84h



☐ BX-A84 (OD) 1
24w 14d 84h

☐ BX-B84(OD) 2
30w 14d 84h

☐ BX-C84(OD) 3
36w 14d 84h



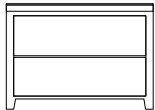
☐ BX-A94 1
24w 14d 94h

☐ BX-B94 2
30w 14d 94h

☐ BX-C94 3
36w 14d 94h

Mariposa Style

Bookcase Program



☐ BY-A30 1
24w 14d 30h

☐ BY-B30 2
30w 14d 30h


☐ BY-C30 3
36w 14d 30h



☐ BY-A36 1
24w 14d 36h

☐ BY-B36 2
30w 14d 36h


☐ BY-C36 3
36w 14d 36h



☐ BY-A48 1
24w 14d 48h

☐ BY-B48 2
30w 14d 48h


☐ BY-C48 3
36w 14d 48h



☐ BY-A60 1
24w 14d 60h

☐ BY-B60 2
30w 14d 60h

☐ BY-C60 3
36w 14d 60h



☐ BY-A72 1
24w 14d 72h

☐ BY-B72 2
30w 14d 72h

☐ BY-C72 3
36w 14d 72h

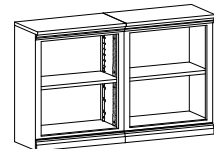
Options

Additional Shelves



1-BX-SH24
☐ 2-BX-SH30
3-BX-SH36

Attachment Option (Per Attachment)



☐ BXY-WUF
(Fitted With Fasteners)

Shelves are adjustable except where indicated.

WOOD	Cherry	Maple	Oak	QS Oak	COLOR	HARDWARE	Door	ITEM #

Home Office Furniture



Stuart David

Home Furnishings

3419 Railroad Avenue Ceres, Ca 95307

Ph: 209.537.4751 Fax: 209.537.5349

www.stuartdavid.com

Stuart David

Home Furnishings

One size does not fit all. That's why Stuart David has created such an extensive Home Office Collection, designed with a variety of sizes and configurations, allowing you to pick the quality pieces that fit your needs the best. With our Home Office program you can create a: straight, wedge, partner, L or U shaped desk with options like: drawers, doors, file drawers, printer pullout shelf, or a space for your computer tower. You don't just get to choose the handmade pieces and configuration either; You also get to choose how they look with custom options like style, solid wood, finish, and hardware. Come visit our 25,000 square foot factory showroom to see the American made difference at Stuart David.



It is All About Choice

Choose How Your Office Will Look

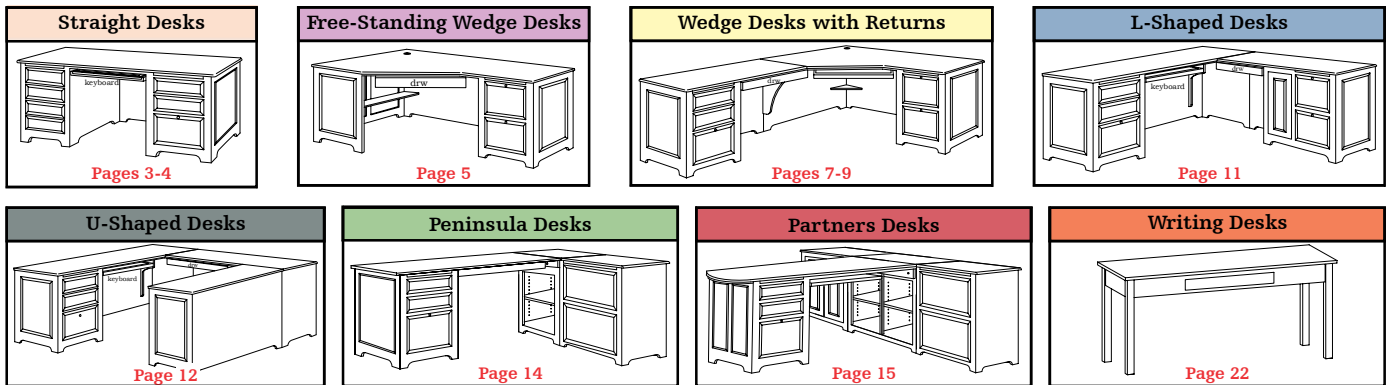
1. Select a Style
2. Select a Wood
3. Select a Finish
4. Select Hardware

Steps for creating the perfect office...

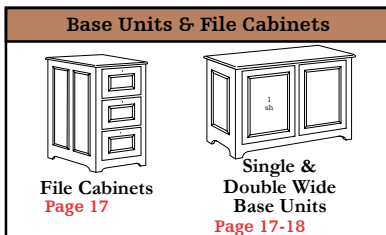
Fine Hardwoods Available

- CHY** - Cherry
MAP - Maple
Oak - Red Oak
QS - Quartersawn (White Oak)
AK - Rustic Alder
CK - Rustic Cherry
HK - Rustic Hickory
OK - Rustic Oak

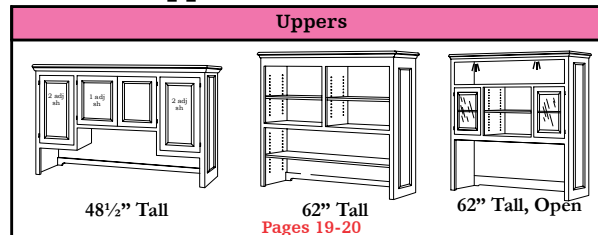
1. Select a Desk Layout



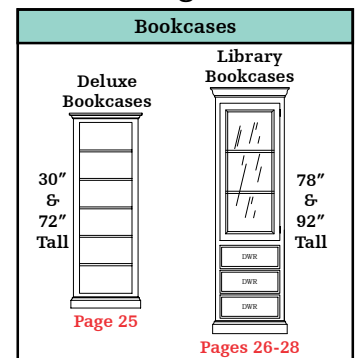
2. Select Base Units



3. Select Uppers



4. Matching Bookcases



5. Select Options

Options Key					
	Size Modification \$		Left or Right Compartment \$		Paneled Back \$
	Paneled Back \$		Pencil Drawer (In Place of Standard Keyboard Drawer) \$		Paneled End \$
	Executive Back \$		Closed Keyboard Tray (In Place of Drawer) \$		Change 1 Door To Glass \$
	Overhang Top \$		1-14 LED Lights \$		Remove 1 Door \$
	Bow Top \$				

Additional Options, See Page 2 of Price List

R-Options

R-5 22 1/2" Wide 19 1/2" High 18" Deep	R-7 22 1/2" Wide 19 1/2" High 18" Deep
--	--


D-Options

D-2 24" Wide 19 1/2" High 18" Deep	D-3 24" Wide 19 1/2" High 18" Deep	D-4 24" Wide 19 1/2" High 18" Deep
--	--	--


*D2 Option Not Available In D6 Style

Select a Style

Classic 2 D2



- Base Trim Approx 1" Overhang
- Raised Panels (Doors, Drawers, & Sides)



- Top Edge Profile For Desks & Base Units 1/4 Round
- Drawer Profile (Overlay)




- Top Trim Approx 2" Overhang
- Door Profile (Overlay)

For Open Base
Use D1 Style



Craftsman 5 D5



- Base Trim Approx 1" Overhang
- Recessed Panels (Doors, Drawers, & Sides)



- Top Edge Profile For Desks & Base Units Square
- Drawer Profile (Overlay)



- Top Trim Approx 2" Overhang
- Door Profile (Overlay)

For Open Base
Use D4 Style



Sierra Vista D6



- Base Trim Arch Cut
- Recessed Panels (Doors, Drawers, & Sides)



- Top Edge Profile For Desks & Base Units Eased Round
- Drawer Profile (Flush Fitting)



- Top Trim Approx 2" Overhang
- Door Profile (Flush Fitting)

Standard D6 Style is not available in units with 2 or more file drawers (listed below)

• DN-F12 • DN-F13 • DN-F14 • DN-F23 • DN-F212 • DN-F222 • DN-10(2) • DN-11(2) • DN-242 • DN-342
• DN-024 • DN-24(F) • DN-025 • DN-TL724 • DN-TR724 • DN-TL733 • DN-TR733 • DN-BL71 • DN-BR71


Items above can be custom quoted for D6 style & will add approximately 2" to the height.

Premium Style
Plus 15%

*D2 Option Not Available
In D6 Style

Select a Style

Oregon D7



- Top Trim Approx 2" Overhang
- Door Profile (Overlay)



- Top Edge Profile For Desks & Base Units $\frac{1}{4}$ Round
- Drawer Profile (Overlay)



- Base Trim Wedge Cut
- Raised Panels (Doors, Drawers, & Sides)



- Top Trim Approx 2½" Overhang
- Door Profile (Overlay)

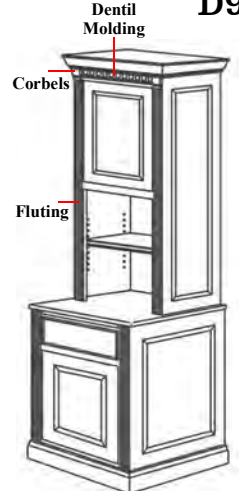


- Top Edge Profile For Desks & Base Units $\frac{1}{4}$ Round
- Drawer Profile (Overlay)




- Base Trim Approx 1" Overhang
- Raised Panels (Doors, Drawers, & Sides)

Generations 9 D9




Corbels, Fluted & Dentil Moldings



For No Dentil Molding
← Use D8 Style



- Top Trim Approx 2½" Overhang
- Door Profile (Overlay)

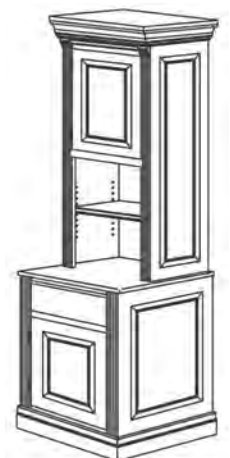


- Top Edge Profile For Desks & Base Units $\frac{1}{4}$ Round
- Drawer Profile (Overlay)



- Base Trim Approx 1" Overhang
- Specialty Raised Panels (Doors, Drawers, & Sides)

Madison 4 DM



Corbels & Fluting



For No Fluting
No Corbels
← Use DN Style

Quality You Can Trust, Craftsmanship That Will Last!

Straight Desks

Width sizes listed are overall
(Including return trims & overhangs)

All items are available as shown or flush one or both sides.

Standard depth size is 22 $\frac{3}{4}$ "

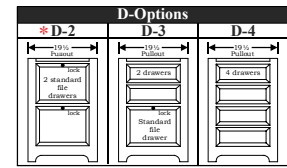
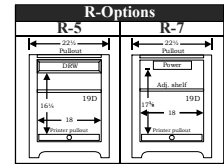
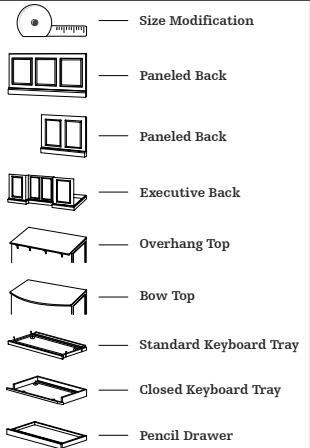
Unless otherwise stated in **RED**

Standard file drawers fit 8 $\frac{1}{2}$ x 11

With rods running front to back

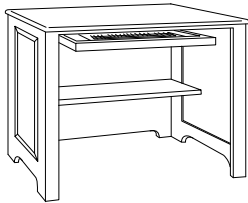


Options Key

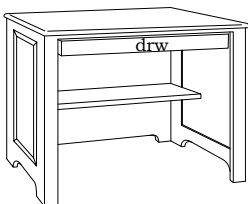


*D2 Option Not Available In D6 Style
Pages 3-5

34 $\frac{3}{4}$ " Wide Pg. 9



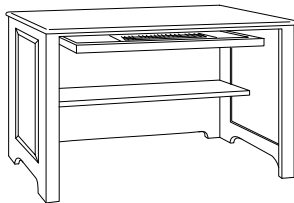
DN-D14K



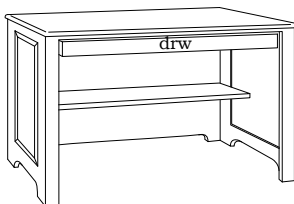
DN-D14D



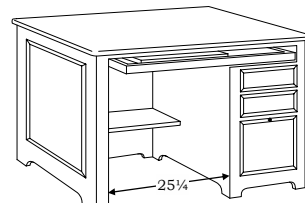
44 $\frac{3}{4}$ " Wide Pg. 18



DN-D19K

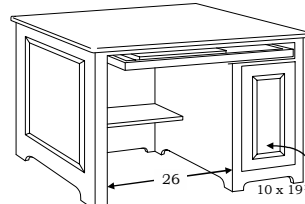


DN-D19D



DN-DL19(R)

- ☐ Drawers on right (shown)
- ☐ Drawers on left (reversed)

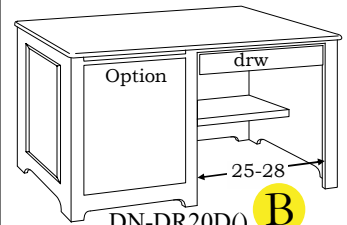


DN-DL19(D)

- ☐ Drawers on right (shown)
- ☐ Drawers on left (reversed)

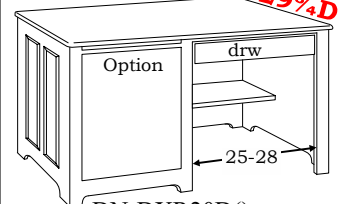


52" Wide Pg. 21



DN-DR20D() **B**

- ☐ Option on left (shown)
- ☐ Option on right (reversed)



DN-DXR20D()

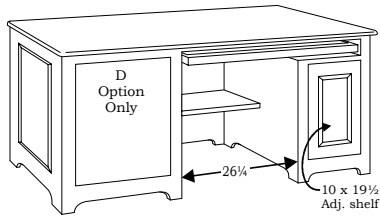
- ☐ Option on left (shown)
- ☐ Option on right (reversed)



American Made Solid Wood Furniture

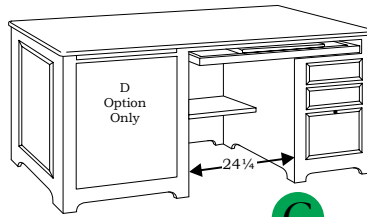
Straight Desks

62 $\frac{1}{4}$ " Wide Pg. 24-25



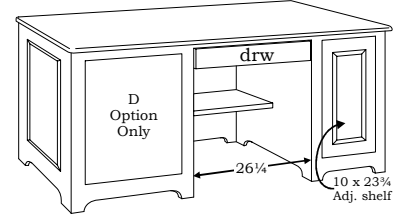
DN-DR22D()

- ☐ Option on left(shown)
☐ Option on right (reversed)



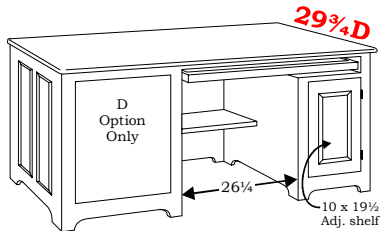
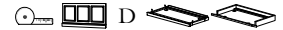
DN-DR22R()

- ☐ Option on left(shown)
☐ Option on right (reversed)



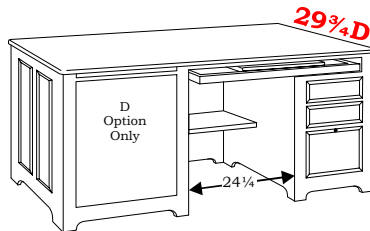
DN-DR122D()

- ☐ Option on left(shown)
☐ Option on right (reversed)



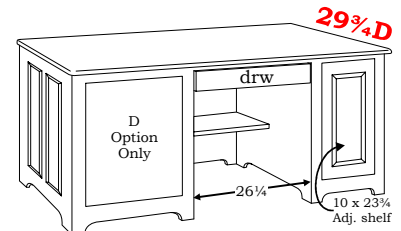
DN-DXR22D()

- ☐ Option on left(shown)
☐ Option on right (reversed)



DN-DXR22R()

- ☐ Option on left(shown)
☐ Option on right (reversed)

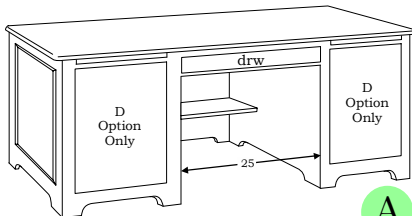


DN-DXR122D()

- ☐ Option on left(shown)
☐ Option on right (reversed)



66", 71" & 79 $\frac{1}{2}$ " Wide Pg. 27, 28, 31, 32, 37, 38

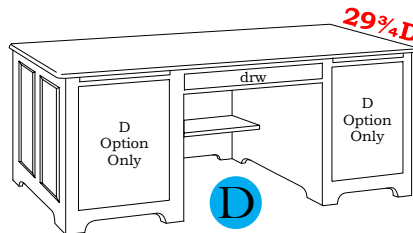


66" w - DN-D23D()

R-Options not Available at 66" Wide.

71" w - DN-D24D()

79 $\frac{1}{2}$ " w - DN-D25D()



66" w - DN-DX23D()

R-Options not Available at 66" Wide.

71" w - DN-DX24D()

79 $\frac{1}{2}$ " w - DN-DX25D()



(Shown in D2 Style with #2 Option Left & #3 Right)



(Shown in D8 Style with #3 Option Left)



(Shown in D2 Style with #4 Option Left & #3 Right)



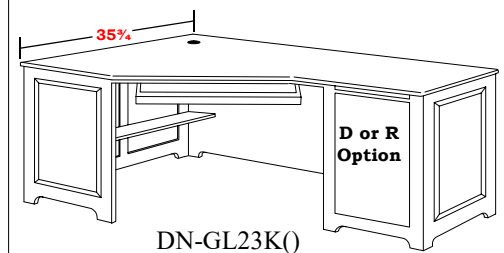
(Shown in D2 Style with #3 Option Left)

Wedge Desks



DN-GL24K()
(Shown in D1 Style with #3 Option)

66" Wide
Pg. 29



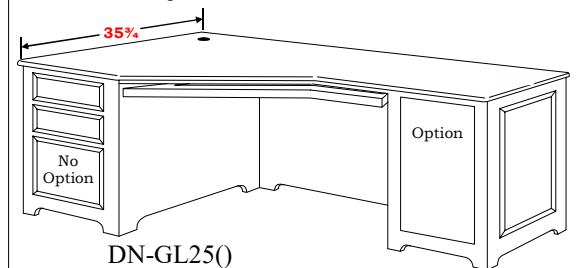
DN-GL23K()

- ☐ Option on left(reversed)
- ☐ Option on right (shown)



UN-25A(GO)
DN-GL25()
(Shown in D8 Style with #3 Option Left & #7 Right)

79½" Wide
Pg. 39



DN-GL25()

- ☐ Option on left(reversed)
- ☐ Option on right (shown)



Wedge Desks with Returns

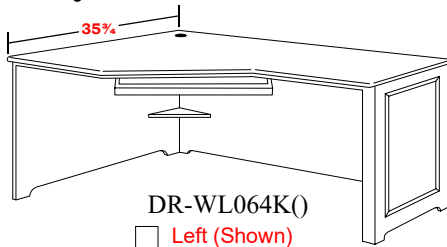


Quality You Can Trust, Craftsmanship That Will Last!

Wedge Desks with Returns

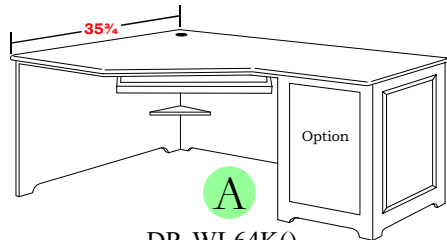
66" Wide

Pg. 42



DR-WL064K()

- ☐ Left (Shown)
- ☐ Right (Reversed)



DR-WL64K()

- ☐ Option on Left (Shown)
- ☐ Option on Right (Reversed)



Standard depth size is **22³/₄"** unless otherwise stated in **Red**

Standard file drawers fit **8¹/₂ x 11** with rods running front to back

Options Key			
	Size Modification		1-14 LED Lights
	LED Light Standard		Pencil Drawer
	Paneled Back		Wood Door Option
	Paneled End		Glass Door Option
	Overhang Top		Remove 1 Door
	Bow Top		
	Left or Right Compartment		

R-Options

D-Options

Pages 7-9

*D2 Option Not Available In D6 Style

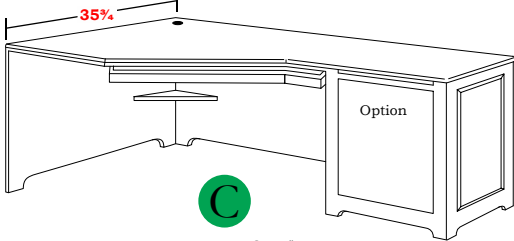


B A

(Shown in D2 Style with #2 Option Left & #3 Option Right)

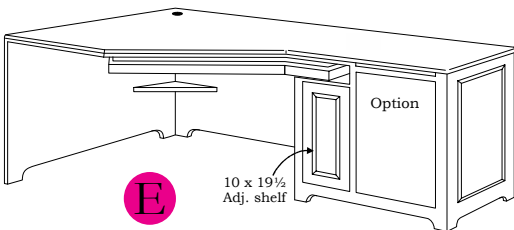
79¹/₂" Wide

Pg. 43



DR-WL78K()

- ☐ Option on Left (Reversed)
- ☐ Option on Right (Shown)



DR-WL278K()

- ☐ Option on Left (Reversed)
- ☐ Option on Right (Shown)



D C

(Shown in D2 Style with #5 Option Left & #3 Option Right)



F E

(Shown in D8 Style with #5 Option Left)

American Made Solid Wood Furniture

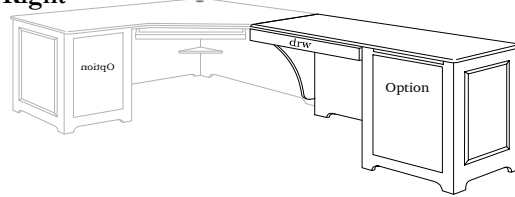
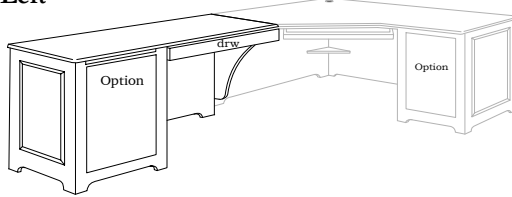
Returns for Wedge Desks

Return Orientations

Returns are Available Reversed as Shown

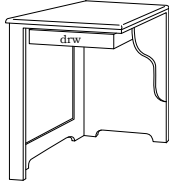
Left

Right




30 1/4" Wide

Pg. 44-45



DN-TL711

- ☐ Left (Shown)
☐ Right (Reversed)



DN-TL712()

- ☐ Option on left(shown)
☐ Option on right (reversed)

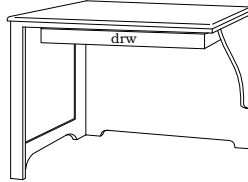


DN-TL712()

(Shown in D2 Style with #2 Option)

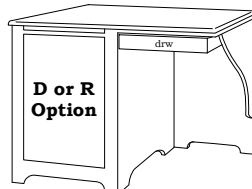
35 1/4" Wide

Pg. 44-45




DN-TL721

- ☐ Left (Shown)
☐ Right (Reversed)



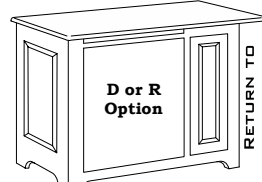
DN-TL722()

- ☐ Option on left(shown)
☐ Option on right (reversed)



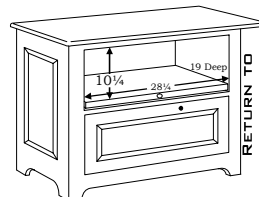
DN-TL724

- ☐ Option on left(shown)
☐ Option on right (reversed)



DN-TL723()

- ☐ Option on left (Shown)
☐ Option on right (Reversed)



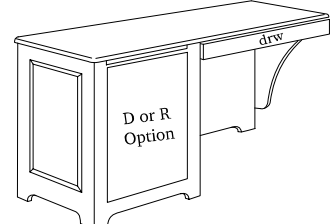
DN-TL725

- ☐ Drawers on left(shown)
☐ Drawers on right (reversed)



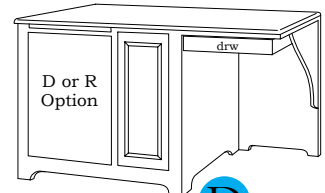
51 1/2" Wide

Pg. 44-45



DN-TL731()

- ☐ Option on left (Shown)
☐ Option on right (Reversed)



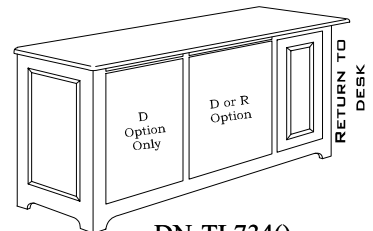
DN-TL732()

- ☐ Option on left (Shown)
☐ Option on right (Reversed)



DN-TL733()

- ☐ Drawers on left(shown)
☐ Drawers on right (reversed)



DN-TL734()

- ☐ Doors on left(shown)
☐ Doors on right (reversed)



DN-TL731()

(Shown in D9 Style with #3 Option)



DN-TL733()

(Shown in D9 Style)

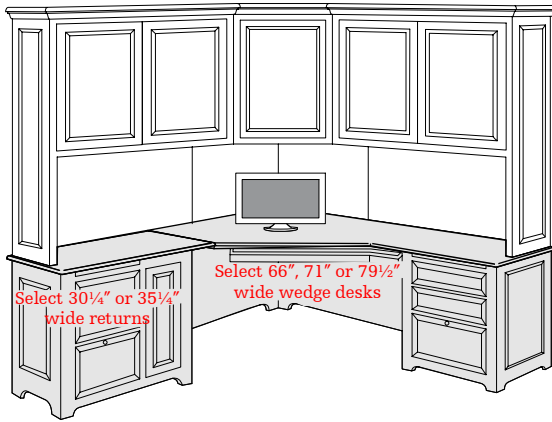
Quality You Can Trust, Craftsmanship That Will Last!

Layouts for Desks with Returns

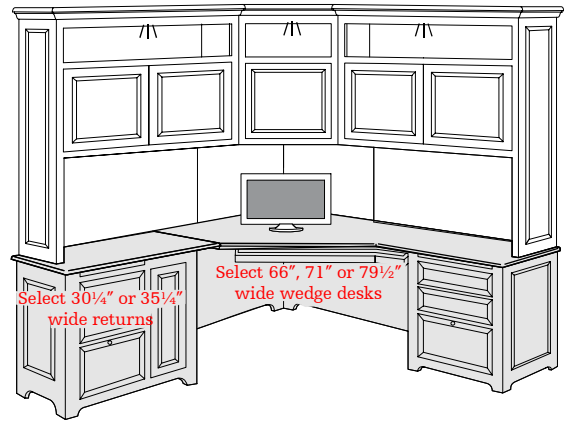
For Desks with 30 $\frac{1}{4}$ " - 35 $\frac{1}{4}$ " Wide Returns

Pg. 46-48

48 $\frac{1}{2}$ " & 62" Tall



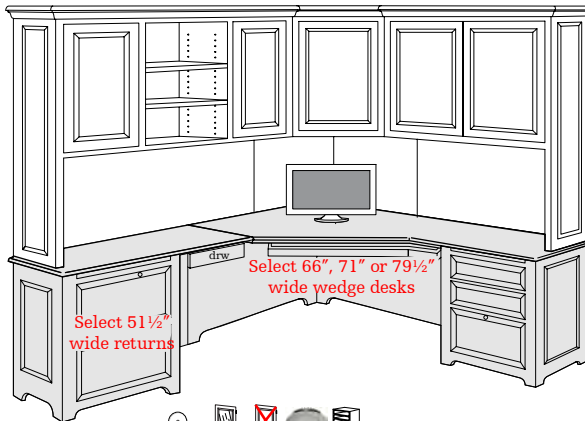
62" Tall Only



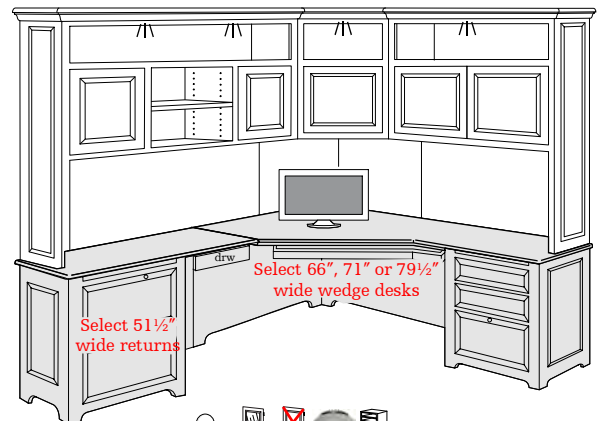
For Desks with 50 $\frac{1}{2}$ " Wide Returns

Pg. 46-48

48 $\frac{1}{2}$ " & 62" Tall



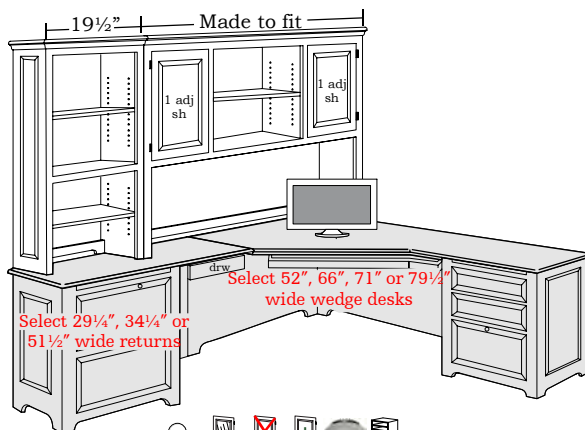
62" Tall Only



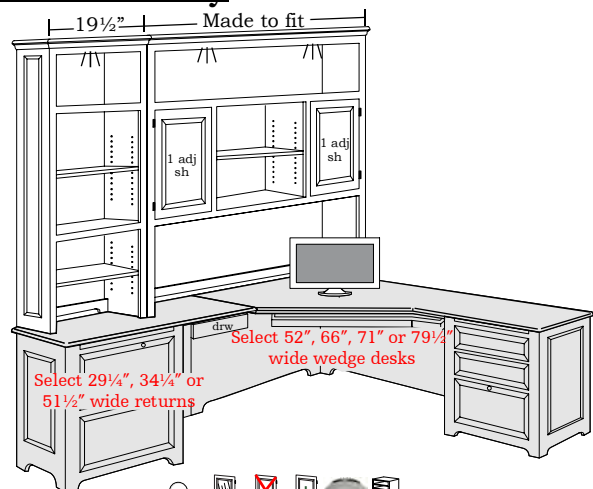
For Desk Returns up to 97" Wide

Pg. 49

48 $\frac{1}{2}$ " & 62" Tall Only



62" Tall Only



American Made Solid Wood Furniture

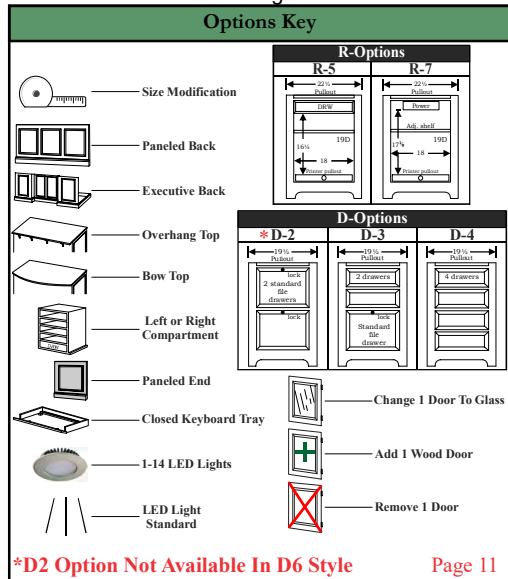
L Shaped Desks & Returns



Quality You Can Trust, Craftsmanship That Will Last!

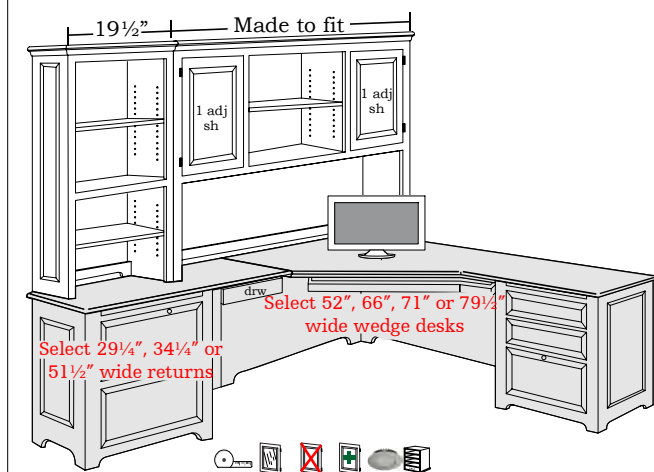
L Shaped Desks & Returns

Standard depth size is **22³/₄"**
 Unless otherwise stated in **Red**
 Standard file drawers fit **8¹/₂ x 11**
 With rods running front to back



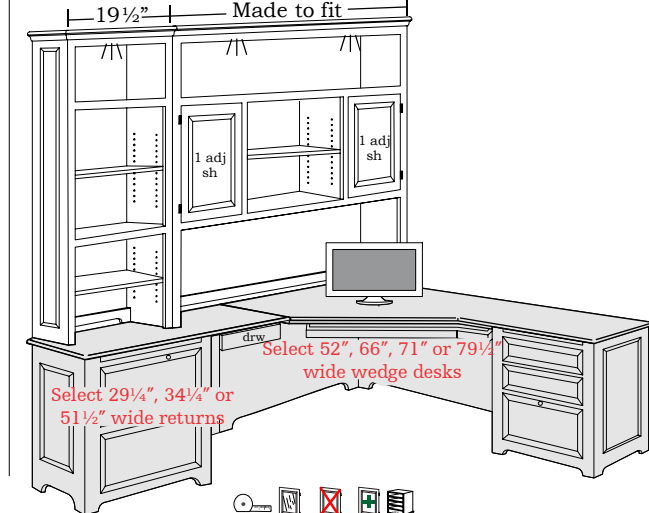
48" & 62" Tall Upper

Pg. 49



62" Tall Upper Only

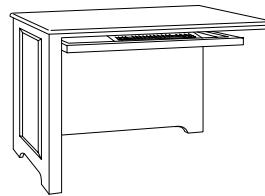
Pg. 49



48¹/₄" Wide Returns 71 & 79¹/₂" Wide Desks

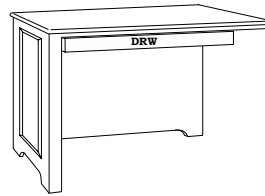
Pg. 52

Pg. 50-51



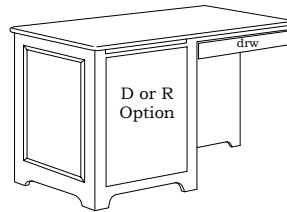
DN-YL75K

- ☐ Left (Shown)
- ☐ Right (Reversed)



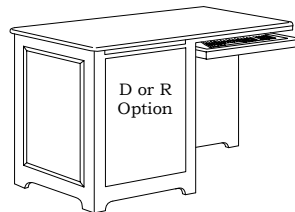
DN-YL75D

- ☐ Left (Shown)
- ☐ Right (Reversed)



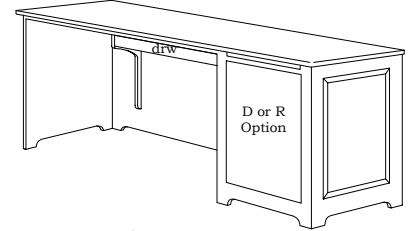
DN-YL74D()

- ☐ Option on left(shown)
- ☐ Option on right (reversed)



DN-YL74K()

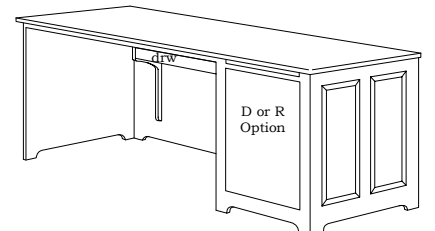
- ☐ Option on left(shown)
- ☐ Option on right (reversed)



71"w- DR-QL69D()

79¹/₂"w- DR-QL78D()

- ☐ Keyboard on left (reversed)
- ☐ Keyboard on right (shown)



71"w- DR-QL269D()

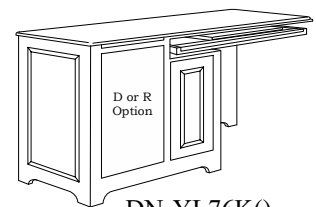
79¹/₂"w- DR-QL278D()

- ☐ Drawer on left(shown)
- ☐ Drawer on right (reversed)



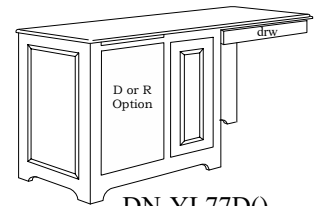
58³/₄" Wide Returns

Pg. 52



DN-YL76K()

- ☐ Option on left(shown)
- ☐ Option on right (reversed)



DN-YL77D()

- ☐ Option on left(shown)
- ☐ Option on right (reversed)

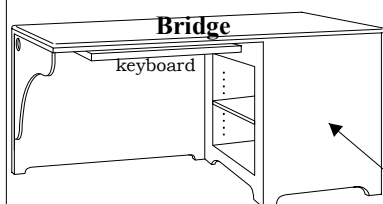


U-Shaped Desks

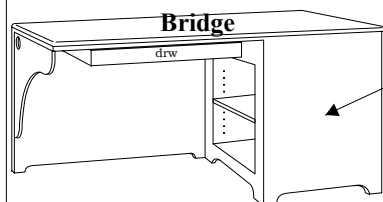


Options Key		
	Size Modification	
	Paneled Back	
	Closed Keyboard Tray	
D-Options		
* D-2 2 standard drawers	D-3 2 drawers 1 Standard drawer	D-4 4 drawers
*D2 Option Not Available In D6 Style Page 12		

64³/₄" & 70³/₄" Wide
Pg. 13



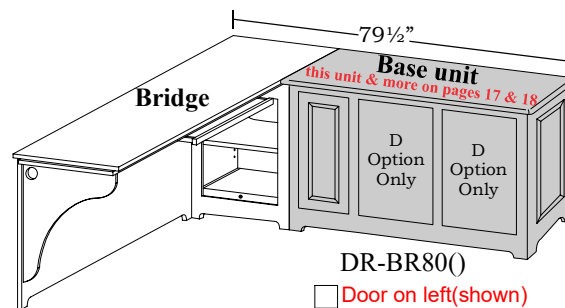
- ☐ Drawer on left(shown)
- ☐ Drawer on right (reversed)



- ☐ Drawer on left(shown)
- ☐ Drawer on right (reversed)

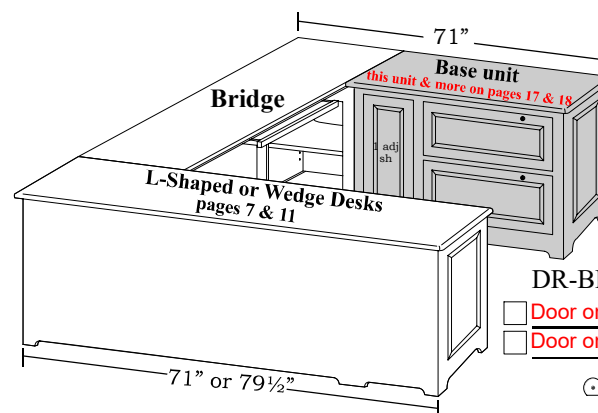


Note:
Any **23³/₄"** Deep
Base Unit Can Be
Used With Bridge



DR-BR80()

- ☐ Door on left(shown)
- ☐ Door on right (reversed)



DR-BR71

- ☐ Door on left(shown)
- ☐ Door on right (reversed)



Peninsula and Partners Desks

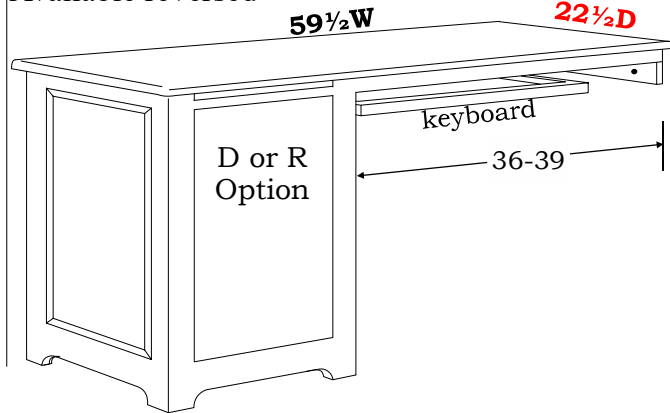


American Made Solid Wood Furniture

Peninsula Desks

59½" Wide Desk

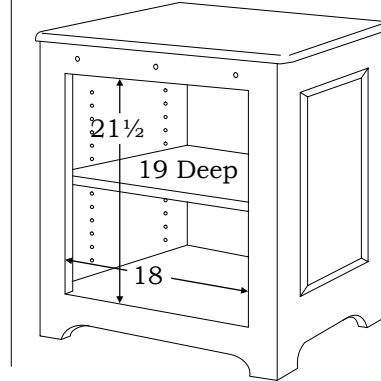
Available reversed Pg. 6



- DN-ML160K
- ☐ Option on left (shown)
 - ☐ Option on right (reversed)
 - ☐ D R ☐ ☐

24½" Wide Desk Mate

Pg. 6



DN-M11(O)

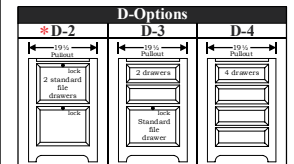
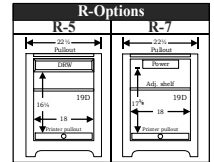
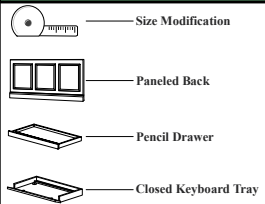
Standard depth size is 22¾"

Unless otherwise stated in **Red**

Standard file drawers fit 8½ x 11

With rods running front to back

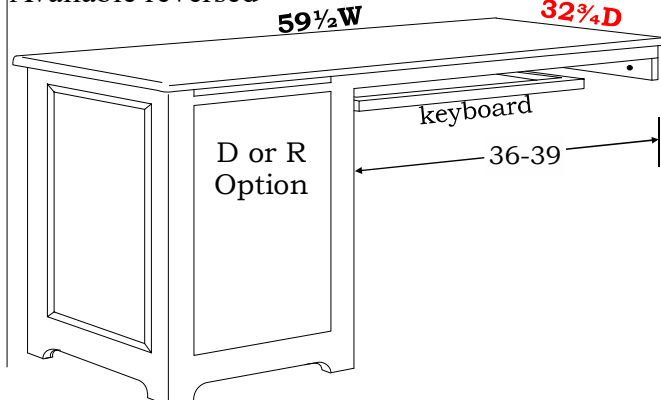
Options Key



***D2 Option Not Available In D6 Style Page 14**

59½" Wide Desk

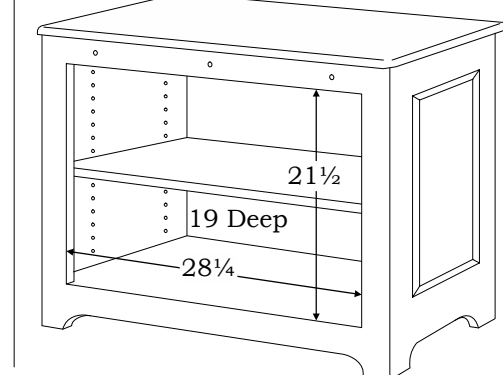
Available reversed Pg. 10



- DN-ML260K
- ☐ Option on left (shown)
 - ☐ Option on right (reversed)
 - ☐ D R ☐ ☐

34¾" Wide Desk Mate

Pg. 10

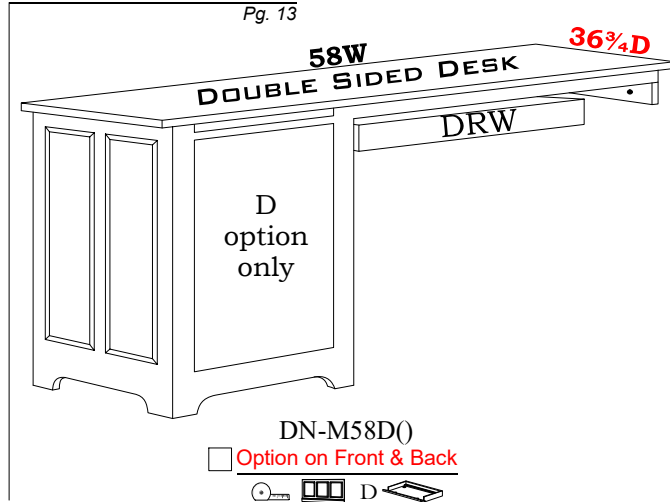


DN-M14(O)

Partners Desks

58" Wide Desk

Pg. 13



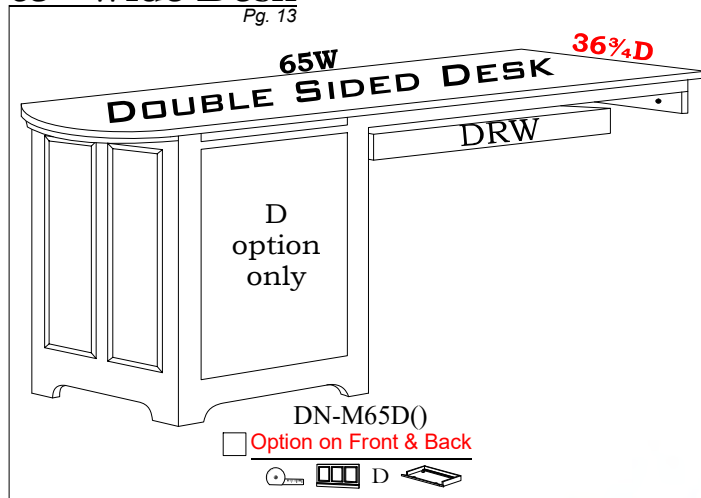
DN-M58D()

☐ Option on Front & Back



65" Wide Desk

Pg. 13



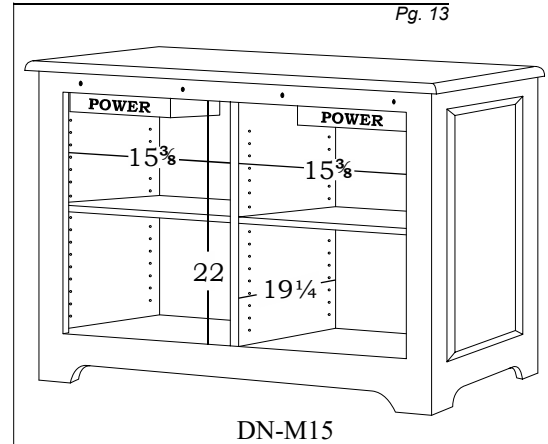
DN-M65D()

☐ Option on Front & Back



38 3/4" Wide Desk Mate

Pg. 13



DN-M15

Standard depth size is **22 3/4"**

Unless otherwise stated in **Red**

Standard file drawers fit **8 1/2 x 11**

With rods running front to back

Options Key	
	Size Modification
	Paneled Back
	Standard Keyboard Tray
	Closed Keyboard Tray
D-Options	
*D-2 2 drawers Standard file drawer	D-3 Standard file drawer
D-4 4 drawers	

***D2 Option Not Available In D6 Style Page 15**



American Made Solid Wood Furniture

Base Units, File Cabinets & Computer Stations



A

(Shown in D2 Style)



B

(Shown in D4 Style)



C

DN-342

(Shown in D2 Style)



D


DN-24(F)

(Shown in D4 Style)

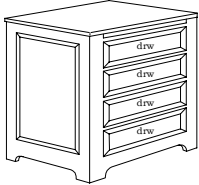
Quality You Can Trust, Craftsmanship That Will Last

Base Units & File Cabinets

21½" Wide Pg. 3



DN-10(3)




DN-10(4)




21½" & 24½" Wide Pg. 3 & 5



21½" w - DN-10(O)
24½" w - DN-11(O)



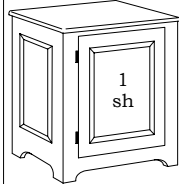
21½" w - DN-10(R)
24½" w - DN-11(R)




21½" w - DN-10(2)
24½" w - DN-11(2)



For DN-11(2) Only
Accepts 8½ x 11 or 8½ x 14



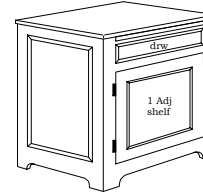
21½" w - DN-10(D)
24½" w - DN-11(D)



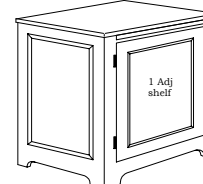
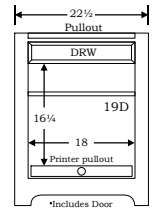
21½" w - DN-10(G)
24½" w - DN-11(G)



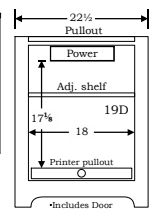
24½" Wide Pg. 5




DN-11(5)




DN-11(7)




34¾" Wide Pg. 9



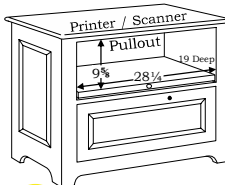
DN-14(O)




A DN-14(R)




E DN-14(D)



B DN-232




DN-14(G)



DN-242



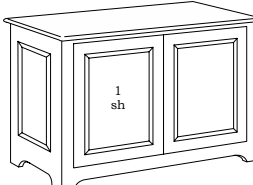
40¾" Wide Pg. 15




C DN-342



For DN-342 Only
Accepts 8½ x 11 or 8½ x 14



DN-26(D)



DN-26(R)



E

(Shown in DM Style)

Standard depth size is **22¾"**
Unless otherwise stated in **Red**

Standard file drawers fit **8½ x 11**
With rods running front to back

Options Key					
	Size Modification		Paneled Back		Paneled Back
	Paneled Back		Paneled Back		Paneled Back
D-Options			R-Options		
*D-2	D-3	D-4	R-5	R-7	
*D2 Option Not Available In D6 Style					
Pages 17-19					

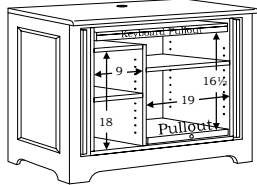
American Made Solid Wood Furniture

Base Units, File Cabinets & Computer Stations

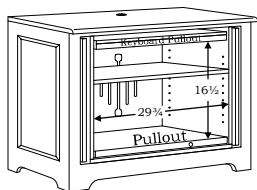
40³/₄" Wide

Computer Stations

With Keyboard & Printer Pullouts Pg. 15



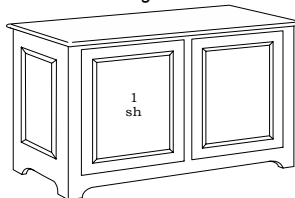
F DN-952




DN-953

44³/₄" Wide

Pg. 18



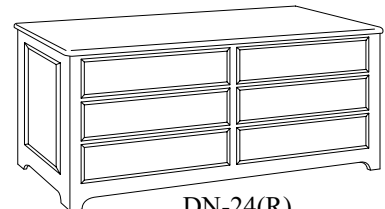
DN-19(D)




DN-19(R)

71" Wide

Pg. 33



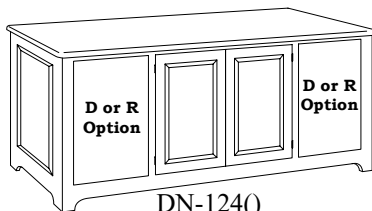
DN-24(R)



D DN-24(F)

71" Wide

Pg. 33




DN-124()
D R




G DN-924(DO)

71" & 79¹/₂" Wide

Pg. 33 & 38



DN-25(D)
DN-24(D)

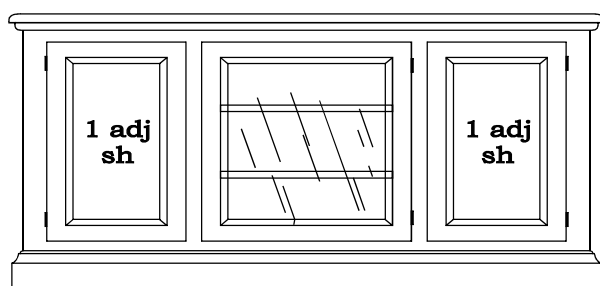


DN-024
DN-025



F
(Shown in D1 Style)

The Home Office Program Can Be Used In
Conjunction With The Home Entertainment Program



G
(Shown in D8 Style)

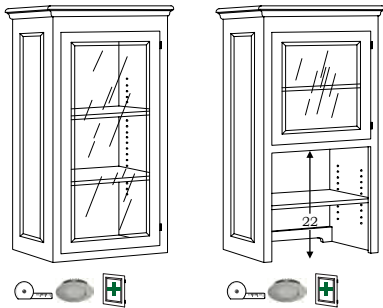
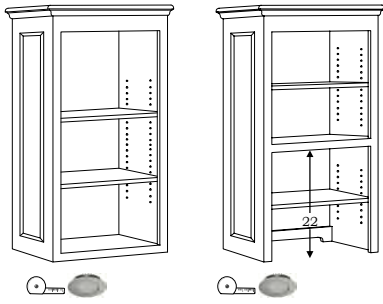
Quality You Can Trust, Craftsmanship That Will Last!

Uppers For Desks & Base Units

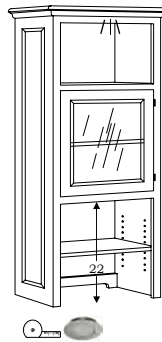
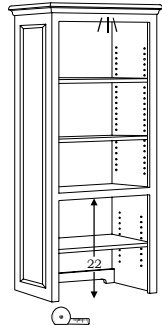
21½" - 24½" Wide

Pg. 4, 7 & 8

48½" & 62" Tall



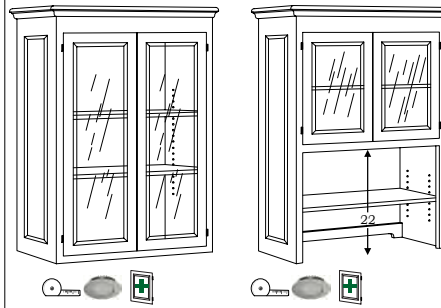
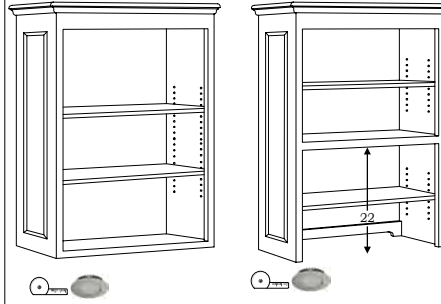
62" Tall Only



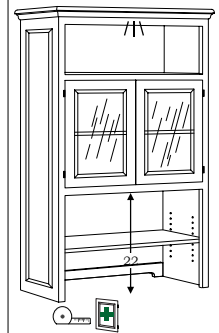
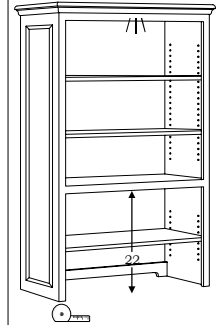
34¾" - 40¾" Wide

Pg. 11, 12, 14, 16, & 17

48½" & 62" Tall



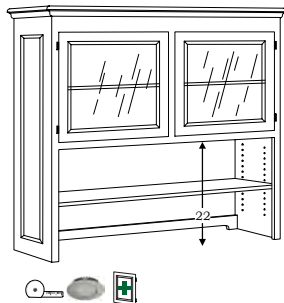

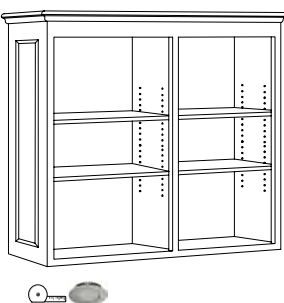
62" Tall Only



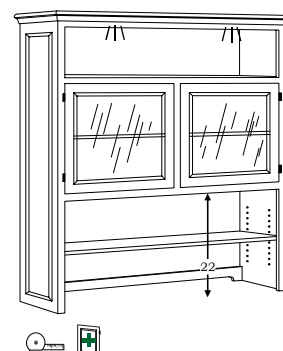
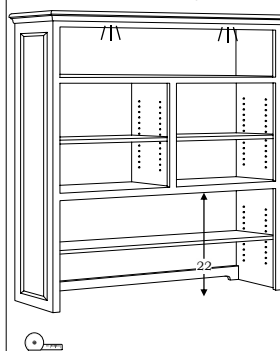
44¾" - 52" Wide

Pg. 19, 20 & 23

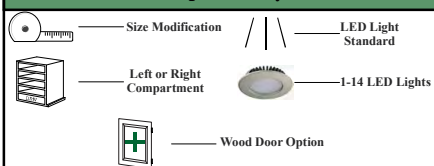
48½" & 62" Tall



62" Tall Only



Options Key



Pages 21-22

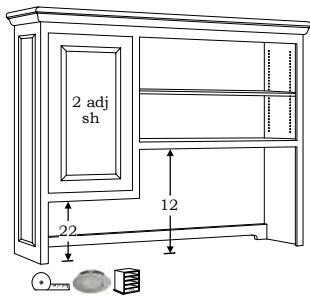
American Made Solid Wood Furniture

Uppers For Desks & Base Units

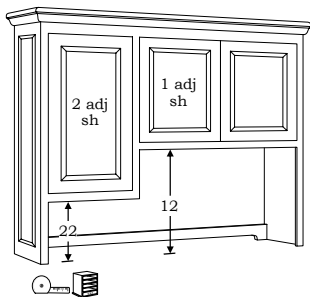
52" Wide

Pg. 22

48½" Tall Only

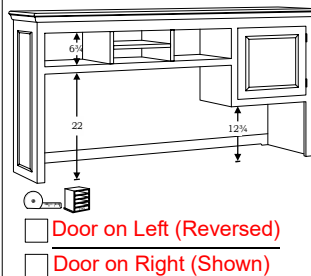


- ☐ Door on Left (Shown)
- ☐ Door on Right (Reversed)



- ☐ Large Door on Left (Shown)
- ☐ Large Door on Right (Reversed)

33¼" Tall Only

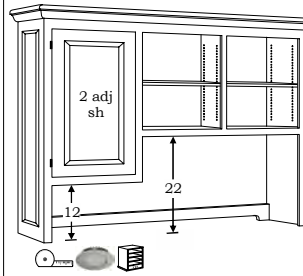


- ☐ Door on Left (Reversed)
- ☐ Door on Right (Shown)

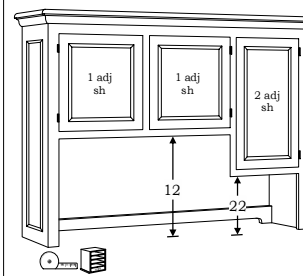
62¼" Wide

Pg. 26

48½" Tall Only



- ☐ Door on Left (Shown)
- ☐ Door on Right (Reversed)



- ☐ Large Door on Left (Shown)
- ☐ Large Door on Right (Reversed)

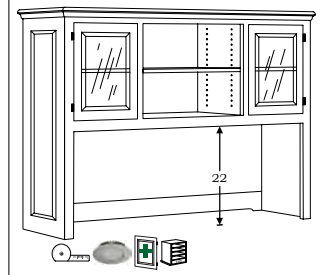
62¼" Wide

To

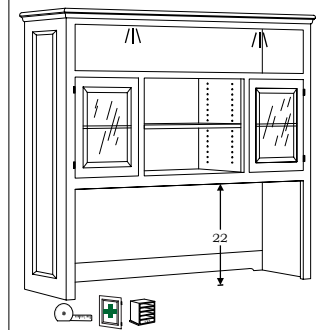
79½" Wide

Pg. 26, 30, 34, 40

48½" & 62" Tall



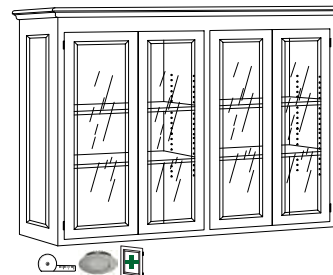
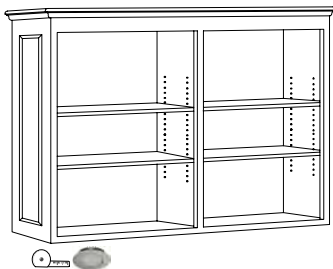
62" Tall Only



71" Wide

Pg. 36

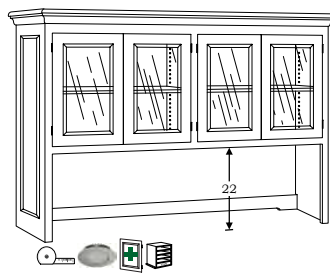
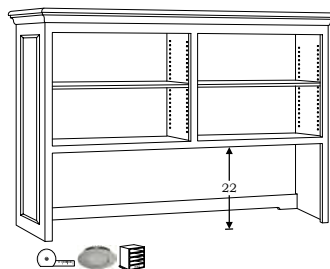
48½" & 62" Tall



71" Wide & 79½" Wide

Pg. 35 & 41

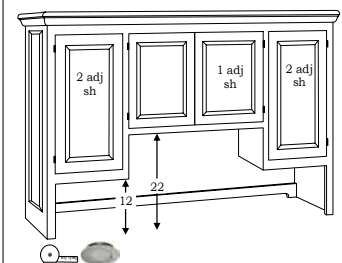
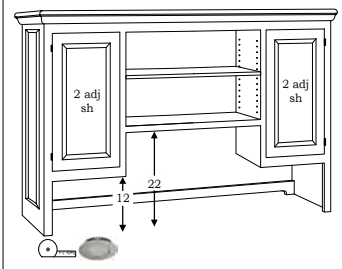
48½" & 62" Tall



66" Wide & 71" Wide


Pg. 30 & 34

48½" Tall




File Cabinets


For additional file cabinets see pages 17 & 18




DN-F12
24"W x 25½"D x 29½"H



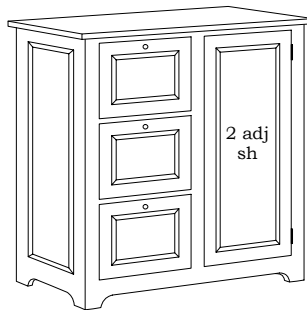
DN-F13 **B**
24"W x 25½"D x 41¾"H




DN-F14 **A**
24"W x 25½"D x 54"H



DN-F23
34¾"W x 22¾"D x 41¾"H



DN-F212
38¾"W x 22¾"D x 41¾"H



DN-F222 **C**
38¾"W x 22¾"D x 41¾"H



A
(Shown in D2 Style)



B
(Shown in D5 Style)



C
(Shown in D2 Style)

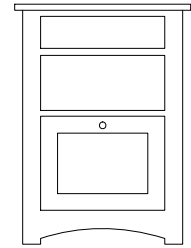
American Made Solid Wood Furniture

STUDIO OFFICE



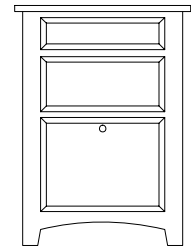
Monterey & Shasta Collections

WOODS: AK • BEC • CHY • CK • HK
MAP • OAK • OK • QS • WAL



Monterey [MY] Style

- Paneled Sides
- Flush Inset Drawers
- Box Leg



Shasta [SH] Style

- Solid Sides
- Beveled Inset Drawers
- Tapered Leg



GPL60-[]
L Desk with Left Return
2 Drawers
60w 60d 30h
GPL60-[SH] Shown



GPR60-[]
L Desk with Right Return
2 Drawers
60w 60d 30h
GPR60-[SH] Shown



D-EC20(F)-[]
File Cabinet
1 Drawer, 1 File Drawer
19w 22d 24h
D-EC20(F)-[SH] Shown



D-EC20(R)-[]
Cabinet
3 Drawers
19w 22d 24h
D-EC20(R)-[SH] Shown



D-D36-[]
1 Drawer Writing Desk
36w 22d 30h
D-D36-[SH] Shown
D-DT3636-[]
36w 22d 36h
D-DT3642-[]
36w 22d 42h



D-D360-[]
3 Drawer Writing Desk
60w 22d 30h
D-D360-[SH] (Shown)
D-DT36036-[]
60w 22d 36h
D-DT36042-[]
60w 22d 42h
D-D360X-[]
3 Drawer Deep Writing Desk
60w 29d 30h



D-D48-[]
1 Drawer Writing Desk
48w 22d 30h
D-DT4836-[]
48w 22d 36h
D-DT4836-[SH] Shown
D-DT4842-[]
48w 22d 42h



D-DR47-()-[]
Pedestal Desk
 Choose A, B, C or D Option on Left
 49w 22d 30h
 D-DR47-(B)-[SH] Shown



D-DL47-()-[]
Pedestal Desk
 Choose A, B, C or D Option on Right
 49w 22d 30h
 D-DL47-(B)-[MY] Shown



D-20(A)-[]
File Cabinet
 2 File Drawers
 22w 22d 30h
 D-20(A)-[SH] Shown



D-20(B)-[]
File Cabinet
 2 Drawers, 1 File
 22w 22d 30h
 D-20(B)-[SH] Shown



D-20(C)-[]
Cabinet
 4 Drawers
 22w 22d 30h
 D-20(C)-[SH] Shown



D-20(D)-[]
Cabinet
 1 Door w/ 1 Adj. Shelf
 22w 22d 30h
 D-20(D)-[SH] Shown



D-33(A)-[]
File Cabinet
 2 Wide File Drawers
 35w 22d 30h
 D-33(A)-[SH] Shown



D-33(D)-[]
Cabinet
 2 Doors, 1 Adj Shelf
 35w 22d 30h
 D-33(D)-[SH] Shown



HIGH PERFORMANCE *Entertainment*



*Your
Choice:*

SIZE
HEIGHT
WIDTH
EXTRA WIDE
CUSTOM
MODIFICATIONS
WELCOMED
SEND QUOTE REQUEST

STYLE
10
VERSATILE
DESIGNS

CONFIGURATION
JUST THE
WAY YOU
WANT IT
COMPARTMENT
SIZE MODIFICATIONS
FOR NO ADDITIONAL COST

OPTIONS
TO SUIT
YOUR UNIQUE
ENTERTAINING
NEEDS

**NORTH AMERICAN
HARDWOODS**
RUSTIC ALDER
CHERRY
RUSTIC CHERRY
RUSTIC HICKORY
MAPLE
RED OAK
RUSTIC WHITE OAK
QUARTERSAWN OAK
AMERICAN WALNUT
+BEECH

DESIGNER FINISHES
BEAUTIFUL
TONES
AND PAINTS
HAND FINISHED
BY SKILLED
ARTISANS

**ARTISAN
HARDWARE**
TO
COMPLEMENT
YOUR
DECOR

Stuart David High Performance Entertainment Consoles and Systems are uniquely hand-crafted by skilled furniture makers custom to your taste and needs. We are a 3rd Generation Family Business from the California Central Valley proudly building with North America's finest solid hardwoods and the highest quality furniture grade plywood available. Our High Performance line has all the features you want for home Entertaining: plenty ventilation, shelving, cord access and power supply to put on a great show! Our Entertainment Consoles and Systems are beautiful, functional, heirloom quality furniture built with the utmost care and to the highest standards.

HIGH PERFORMANCE

Customize your

**STUART DAVID
MEDIA CONSOLE**

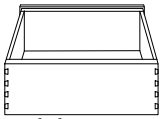
in 5 Easy Steps:

- 1 *Size*
- 2 *Style*
- 3 *Configuration*
- 4 *Options*
- 5 *Wood, Finnish & Hardware*

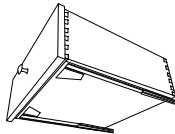


Tall 66"w, Sierra Crest, C3, GG
Shown on Rustic Hickory

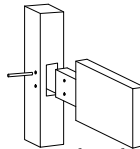
CONSTRUCTION FEATURES:



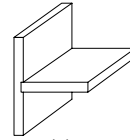
- All wood drawers assembled with dovetail joints for strength.
- Drawer interiors are smoothly sanded and lacquer-sealed.



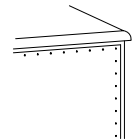
- Drawers suspended with heavy duty undermount **full extension soft-close** guides allowing for effortless opening and closing.



- Tenons are a key element of construction. A board's end is cut off for insertion into a mortise. Tenons are then secured with wood pins.

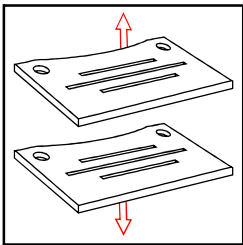


- Permanent joint construction. We use a variety of joint construction methods that are time tested to ensure life long durability and strength.

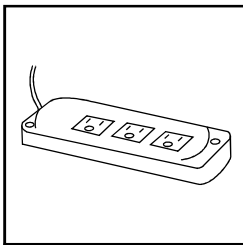


- Case backs (1/4" thick) with recessed back panels.

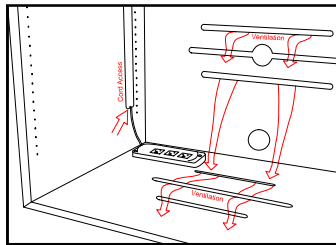
COLLECTION FEATURES:



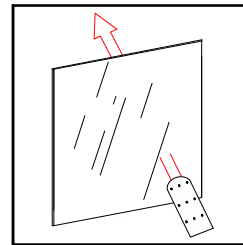
ADJUSTABLE VENTED SHELVES



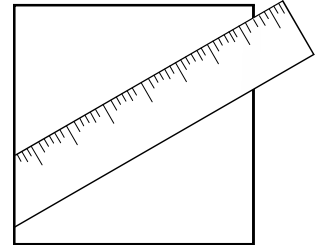
RECESSED POWER OUTLETS



FLOW-THROUGH VENTILATION
& CABLE MANAGEMENT




IR FRIENDLY CLEAR GLASS
& BLACK MESH SPEAKER CLOTH



SIZE VARIATIONS
& MODIFICATIONS

VENTED BACKS & BASE

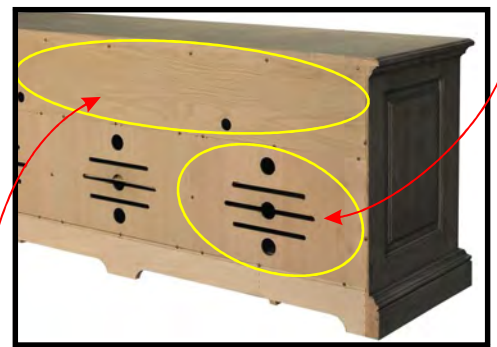


Recessed Power Outlet
Cord Access Between
Compartments

ADJUSTABLE VENTED MEDIA SHELVES



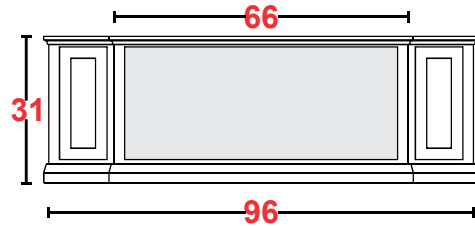
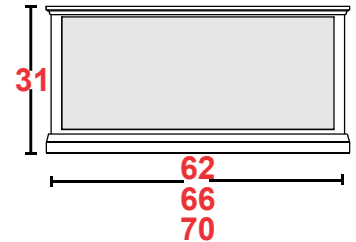
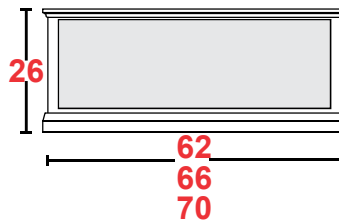
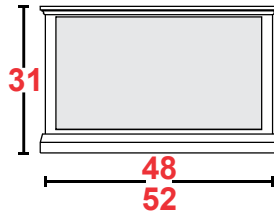
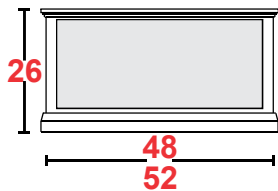
REMOVABLE VENTED BACKS



Separate & Removable Sound Bar Back

STEP 1

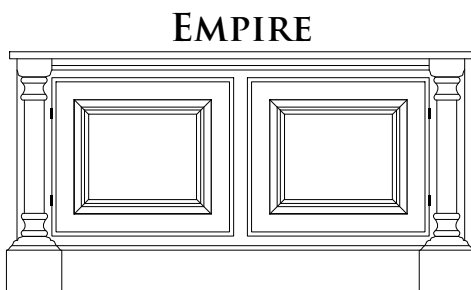
Choose your Size



All WIDTH Measurements are for CASE (frame to frame).
 Each style varies slightly with top and/or molding overhang.
 Custom sizing available with quote approval.


STEP 2

Choose your Style




EMPIRE

[EMP]




MADISON

[MM] [MN]
 WITH WITHOUT
 FLUTING FLUTING




MONTEREY

[MY]




OREGON

[OR]




SHASTA

[SH]




SIERRA CREST

[SC]




SIERRA VISTA

[SV]



VERNALIS

[VE]



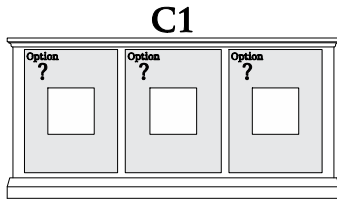
VERNON

[VN]

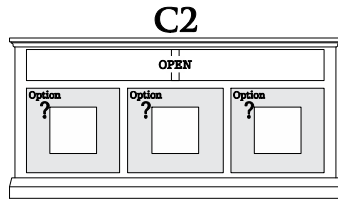
More Media Stand Styles available with limited sizing. Please ask for details about our Specialty Media Consoles.

HIGH PERFORMANCE

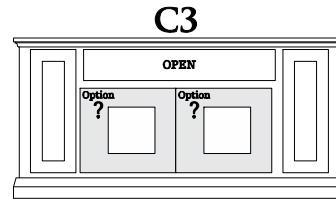
STEP 3 Choose your Configuration



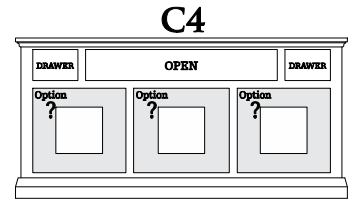
62", 66", or 70" Wide + Trim
(All C1 Configurations Available
Without Media Features, At 17"D Standard)



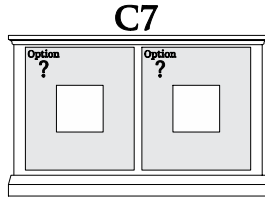
62", 66", or 70" Wide + Trim



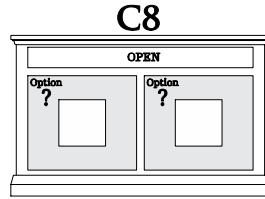
66" or 70" Wide + Trim



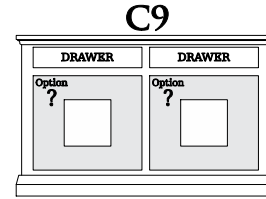
62", 66", or 70" Wide + Trim



48" or 52" Wide + Trim
(All C7 Configurations Available
Without Media Features, At 17"D Standard)




48" or 52" Wide + Trim



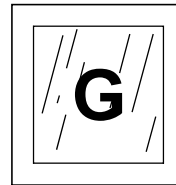
48" or 52" Wide + Trim
(All C9 Configurations Available
Without Media Features, At 17"D Standard)

STEP 4 Choose your Options

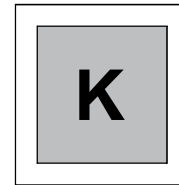
CUSTOMIZE YOUR MEDIA SPACE



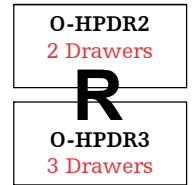
Wood Door
w/ 1 Adj Shelf



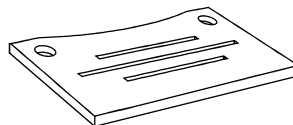
Glass Door
w/ 1 Adj Shelf




Black Speaker Cloth
Door w/ 1 Adj Shelf



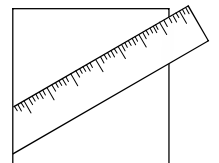
Drawer
Upcharge



O-MWS
Extra Shelf
Additional Media Shelves



O-MPE
Paneled Ends
Paneled Ends L&R Available



Modify Compartments
to fit your Media

STEP 5 Choose your Wood, Finish, & Hardware*


* See price list for
exclusions & current selections



94"w, Vernalis, C1, DDD Shown on Rustic White Oak



Tall 52"w, Sierra Vista, C9, DD
Shown on Walnut



Short 70"w, Oregon, C3, GG
Shown on Maple



Tall 66"w, Madison M, C4, DGD
Shown on Maple



Short 48"w, Shasta, C7, DD
Shown on Beech



Short 62"w, Monterey, C2, DGD
Shown on Beech



Tall 66"w, Empire, C1, DGD
Shown on Rustic Hickory



Short 70"w, Vernon, C3, GG
Shown on Cherry



Tall 52"w, Sierra Crest, C8, GG
Shown on Rustic Hickory

HIGH PERFORMANCE


Short System



Short 62"w, Monterey, C2, DGD, Shown on Beech

Choose your

SIZE



Overall*

104"W, 19"D, 84"H
108"W, 19"D, 84"H
112"W, 19"D, 84"H

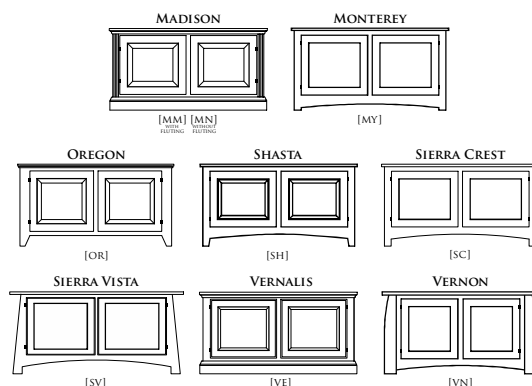
TV Opening

62"W, 41"H
66"W, 41"H
70"W, 41"H

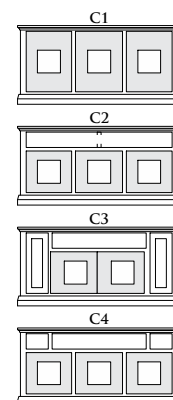
Pier*

21"W, 12"D, 84"H
*Plus Molding

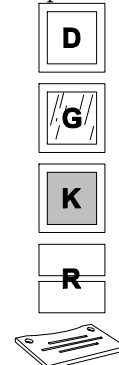
STYLE



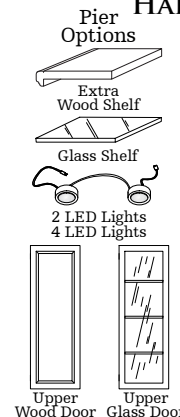
CONFIGURATION OPTIONS



Console Options



WOOD FINISH HARDWARE




Tall System



Tall 70"w, Sierra Vista, C2, DDD
Shown on North American Quartersawn White Oak

Choose your

SIZE



Overall*

104"W, 19"D, 93"H
108"W, 19"D, 93"H
112"W, 19"D, 93"H

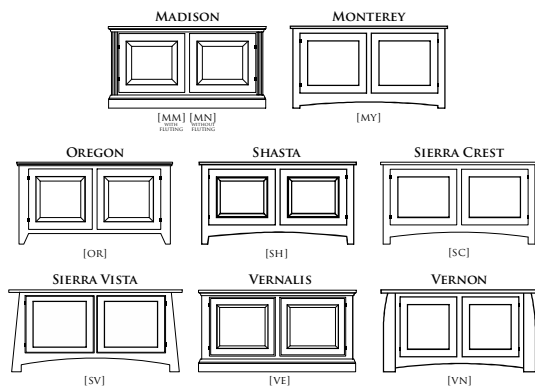
TV Opening

62"W, 42"H
66"W, 42"H
70"W, 42"H

Pier*

21"W, 12"D, 93"H
*Plus Molding

STYLE



CONFIGURATION OPTIONS

Console Options

D

G

K

R

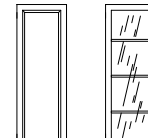
Pier Options

Extra Wood Shelf

Glass Shelf

2 LED Lights

4 LED Lights



Upper Wood Door Upper Glass Door

WOOD FINISH HARDWARE

MADISON



Tall Madison M System shown on Maple

MONTEREY



Short Monterey System shown on Beech

OREGON



Tall Oregon System shown on Rustic Hickory

SHASTA



Short Shasta System shown on Beech

SIERRA CREST



Short Sierra Crest System shown on Rustic Hickory

SIERRA VISTA



Short Sierra Vista System shown on Quartersawn White Oak

VERNALIS



Tall Vernalis System shown on Rustic White Oak

VERNON





Short Vernon System shown on Red Oak

HIGH PERFORMANCE



CUSTOM *Built-in* LOOK

We can help you create the look of
built-in furniture with our expertise at crafting
Entertainment Systems using decorative trim and molding.



Stuart David High Performance Entertainment
works seamlessly with our Library Bookcases, Home Office
and Wall Beds collections.

Ask us how we can build the furniture that is just right for your needs.

HIGH PERFORMANCE *Specialty Consoles*



Your Choice:

SIZE
HEIGHT
WIDTH
CUSTOM
MODIFICATIONS
WELCOMED
SEND QUOTE REQUEST

STYLE
7
VERSATILE
DESIGNS

CONFIGURATION
JUST THE
WAY YOU
WANT IT
COMPARTMENT
SIZE MODIFICATIONS
FOR NO ADDITIONAL COST

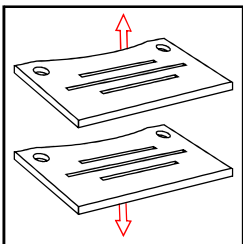
OPTIONS
TO SUIT
YOUR UNIQUE
ENTERTAINING
NEEDS

**NORTH AMERICAN
HARDWOODS**
RUSTIC ALDER
CHERRY
RUSTIC CHERRY
RUSTIC HICKORY
MAPLE
RED OAK
RUSTIC WHITE OAK
QUARTERSAWN OAK
AMERICAN WALNUT
+BEECH

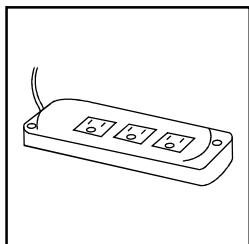
DESIGNER FINISHES
BEAUTIFUL
TONES
AND PAINTS
HAND FINISHED
BY SKILLED
ARTISANS

**ARTISAN
HARDWARE**
TO
COMPLEMENT
YOUR
DECOR

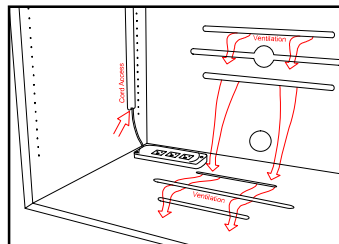
COLLECTION FEATURES:



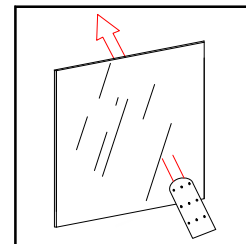
ADJUSTABLE VENTED SHELVES



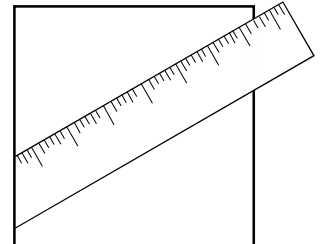
RECESSED POWER OUTLETS



FLOW-THROUGH VENTILATION
& CABLE MANAGEMENT

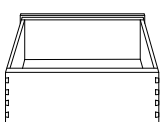


IR FRIENDLY CLEAR GLASS
& BLACK MESH SPEAKER CLOTH

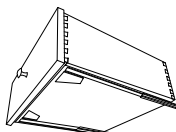


SIZE VARIATIONS
& MODIFICATIONS

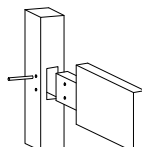
CONSTRUCTION FEATURES:



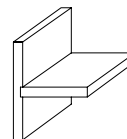
- All wood drawers assembled with dovetail joints for strength.
- Drawer interiors are smoothly sanded and lacquer-sealed.



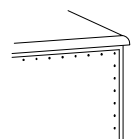
- Drawers suspended with heavy duty undermount **full extension soft-close** guides allowing for effortless opening and closing.



- Tenons are a key element of construction. A board's end is cut off for insertion into a mortise. Tenons are then secured with wood pins.



- Permanent joint construction. We use a variety of joint construction methods that are time tested to ensure life long durability and strength.



- Case backs (1/4" thick) with recessed back panels.

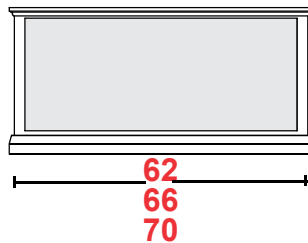
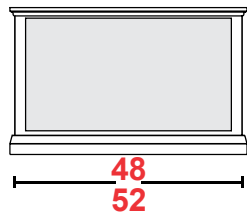
HIGH PERFORMANCE



62" w, Copper Creek, C1, DDD
Shown on Quartersawn White Oak

Customize your
**STUART DAVID
SPECIALTY CONSOLE**
in 5 Easy Steps:

STEP 1 *Choose your Size*



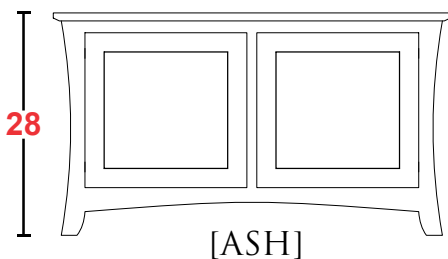
All WIDTH Measurements are for CASE (frame to frame).
Each style varies slightly with top and/or molding overhang.
Custom sizing available with quote approval.



52" w, Saratoga, C8, GG
Shown on North American Walnut

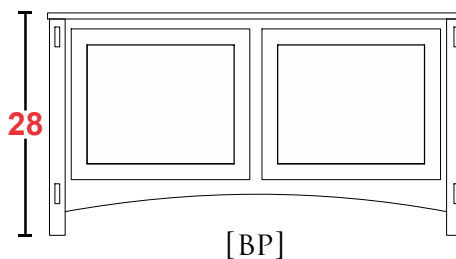
STEP 2 *Choose your Style*

ASHVILLE



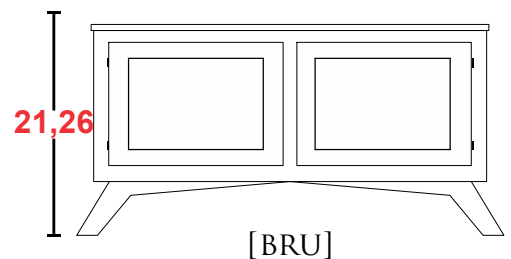
[ASH]

BRIDGEPORT



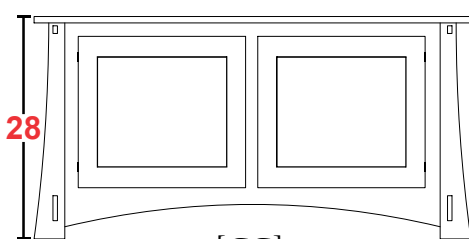
[BP]

BRUBEC




[BRU]

COPPER CREEK



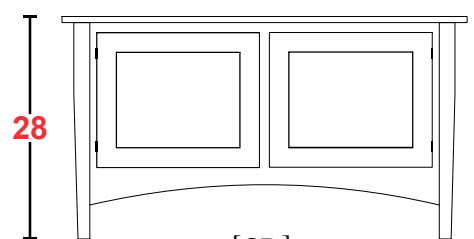
[CC]

ELROY



[ELR]

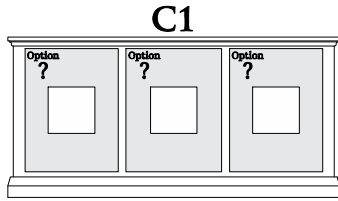
SARATOGA



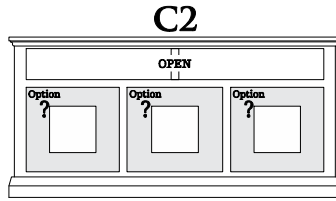
[SR]

More Media Console Styles available, including Entertainment Systems. Please ask for details.

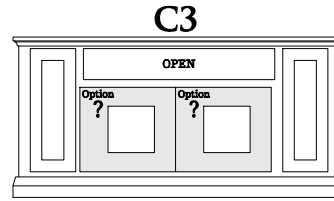
STEP 3 Choose your Configuration



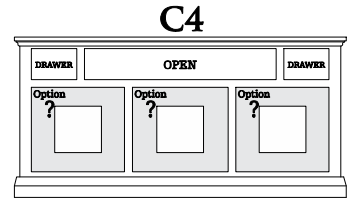
62", 66", or 70" Wide + Trim
(All C1 Configurations Available
Without Media Features, At 17"D Standard)



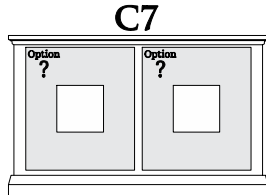
62", 66", or 70" Wide + Trim



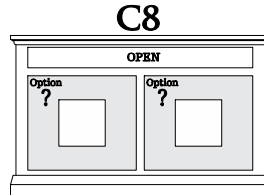
66" or 70" Wide + Trim



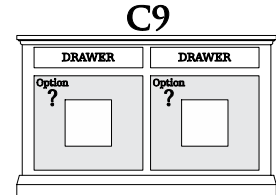
62", 66", or 70" Wide + Trim



48" or 52" Wide + Trim
(All C7 Configurations Available
Without Media Features, At 17"D Standard)




48" or 52" Wide + Trim



48" or 52" Wide + Trim
(All C9 Configurations Available
Without Media Features, At 17"D Standard)

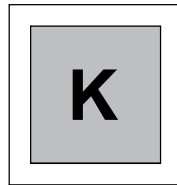
STEP 4 Choose your Options



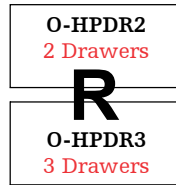
Wood Door
w/ 1 Adj Shelf



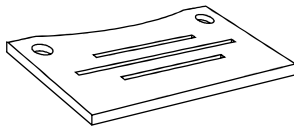
Glass Door
w/ 1 Adj Shelf



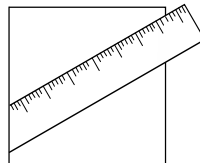
Black Speaker Cloth
Door w/ 1 Adj Shelf



O-HPDR2
2 Drawers
R
O-HPDR3
3 Drawers



O-MWS
Extra Shelf
Additional Shelves
Available



Modify Compartments
to fit your Media


CUSTOMIZE YOUR MEDIA SPACE



STEP 5 Choose your Wood, Finish, & Hardware*

* See price list for
exclusions & current selections

VENTED BACKS & BASE




Recessed Power Outlet
Cord Access Between
Compartments


ADJUSTABLE VENTED MEDIA SHELVES



REMOVABLE VENTED BACKS




Separate & Removable Sound Bar Back



52"w, Ashville, C9, GG
Shown 2-Toned on Rustic Alder




62"w, Bridgeport, C1, DDD
Shown on Rustic Hickory



70"w, Brubec, C1, DGD
Shown 2-Toned on Maple & Walnut



66"w, Copper Creek, C1, DGD
Shown on Quartersawn White Oak



66"w, Elroy, C2, DGD
Shown on Maple



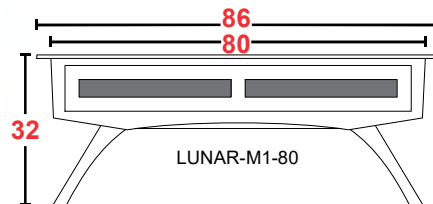
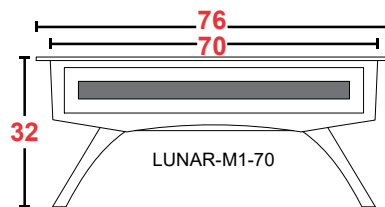
66"w, Saratoga, C4, DGD
Shown on Quartersawn White Oak



LUNAR LANDER



LUNAR LANDER HAS ALL HIGH PERFORMANCE FEATURES:
VENTING, CHORD ACCESS, POWER SUPPLY, & ADJ. SHELVING
WITH EXCLUSIVE LIFT-FRONT DOOR & IR FRIENDLY BLACK GLASS



ASHVILLE

Occasional Collection



WOODS: AK • BEC • CHY • CK • HK
MAP • OAK • OK • QS • WAL



OA13-03
End Table
with Shelf, 1 Drawer
20w 29d 23h



OA13-01
Coffee Table
with Shelf, 1 Drawer
49w 24d 20h



OCA-130R
End Table
1 Door w/ Adj. Shelf & 1 Drawer
19w 28d 23h



OA13-02
Coffee Table
with Shelf
49w 24d 20h



OCA-130L
End Table
1 Door w/ Adj. Shelf & 1 Drawer
19w 28d 23h



OA13-LT02
Lift Top Coffee Table
with Shelf
49w 24d 17h



OA13-EC44
Wide Sofa Table
 with Shelf, 2 Drawers
 84w 16d 29h
 also available 36"h (OA13-TEC44)



OA13-04 (Shown)
Sofa Table
 with Shelf, 1 Drawer
 49w 16d 29h
 also available 36"h (OA13-T04)

OA13-044
Sofa Table
 with Shelf, 1 Drawer
 66w 16d 29h
 also available 36"h (OA13-T044)



OA13-124
Sofa Table
 with Shelf
 48w 12d 29h

OA13-125
Sofa Table
 with Shelf
 60w 12d 29h

OA13-126
Sofa Table
 with Shelf
 72w 12d 29h

ASPEN

Occasional Collection



WOODS: AK • BEC • CHY • CK • HK
MAP • OAK • OK • QS • WAL



OCA-B72(18) (Shown)

Aspen Pub Table

72w 18d 36h

OCA-B72(24)

Aspen Pub Table

72w 24d 36h



OCA-E082

End Table

with Shelf, 1 Drawer

20w 29d 23h



OCA-E01 (Shown)

Coffee Table

with Shelf, 1 Drawer

49w 31d 19h

OCA-E011

Coffee Table

with Shelf, 1 Drawer

49w 24d 19h



OCA-E04 (Shown)

Sofa Table

with Shelf, 1 Drawer

54w 16d 30h

also available 36"h (OCA-TE04)

OCA-E044

Sofa Table

with Shelf, 1 Drawer

66w 16d 30h

also available 36"h (OCA-TE044)



OCA-EC44

Wide Console Table

with Shelf, 2 Drawers

84w 18d 30h

also available 36"h (OCA-TEC44)



OCA-EB11

Bench

66w 14d 18h

also available 72"w (OCA-EB12)



OCA-EB10

Bench

48w 14d 18h



OCA-EB09

Bench

36w 14d 18h



BIG SUR

Occasional Collection



WOODS: **RUSTIC ALDER (AK)**



OCC-04-[BS]
Narrow End Table
16w 29d 25h



OCC-05-[BS]
End Table
23w 29d 25h

OCC-033-[BS]
Coffee Table
49w 24d 20h



OCC-03-[BS]
Coffee Table
60w 28d 20h



OCC-01-[BS]
Sofa Table
60w 14d 33h



OCC-02-[BS]
Sofa Table
78w 14d 33h





CAMERON

Occasional Collection



WOODS: AK • BEC • CHY • CK • HK
MAP • OAK • OK • QS • WAL



OCC-E081
End Table
with Shelf, 1 Drawer
17w 17d 28h



OCC-E082
End Table
with Shelf, 1 Drawer
19w 28d 23h



OCC-E08
End Table
with Shelf, 1 Drawer
21w 17d 28h



OCC-E080
Narrow End Table
with Shelf
12w 28d 23h



OCC-E021
End Table
with Shelf
19w 28d 23h



OCC-E02
End Table
with Shelf
27w 20d 23h



OCC-E011D
Coffee Table
with Shelf, 1 Drawer
49w 24d 19h



OCC-E03
Triangular End Table
with Shelf
26w 15d 23h



OCC-E09
Square Coffee Table
with Shelf
38w 38d 19h



OCC-E011
Coffee Table
with Shelf
49w 24d 19h
OCC-E01 (Shown)
Coffee Table
with Shelf
49w 31d 19h



OCC-E773
Round End Table
with Shelf
25w 25d 23h



OCC-E073 (Shown)
Round End Table
with Shelf
25w 25d 26h



OCC-ES73
Round End Table
with 2 Shelves
25w 25d 26h
OCC-ES7 (Shown)
Round End Table
with 2 Shelves
30w 30d 26h



OCC-E071
Circular Coffee Table
with Shelf
40w 40d 19h



OCC-EA38
Oval Coffee Table
with Shelf
38w 24d 19h
OCC-EA49 (Shown)
Oval Coffee Table
with Shelf
49w 26d 19h



OCC-E04 (Shown)
Sofa Table
2 Drawers
54w 19 30h
also available 36"h (OCC-TE04)
OCC-E044
Sofa Table
2 Drawers
66w 19 30h
also available 36"h (OCC-TE044)



OCD-901
Step
20w 16d 14h



OCC-EC44
Large Sofa Table
with Shelf, 2 Drawers
84w 19d 30h
also available 36"h (OCC-TEC44)



COPPER CREEK

Occasional Collection



WOODS: AK • BEC • CHY • CK • HK
MAP • OAK • OK • QS • WAL



OCC-E074-CC]
Side Table
25w 23h



OCC-E078-CC]
Round Coffee Table
with Fixed Shelf
36w 19h



OCC-E077-CC]
Side Table
with Fixed Shelf
28w 26h



OCC-E073-CC]
Narrow Side Table
14w 25d 23h



OCC-E065-CC] (Shown)
Coffee Table
52w 25d 18h



OCC-E067-CC] (Shown)
Side Table
20w 25d 23h

OCC-E066-CC]
Coffee Table
with 2 Drawers
52w 25d 18h

OCC-E068-CC]
Side Table
with Drawer
20w 25d 23h



OCC-E075-CC]
Wedge Table
24, 14w 26d 23h



OCC-EB12-CC]
Bench
72w 14d 18h



OCC-EB11-CC]
Bench
60w 14d 18h



OCC-EB10-CC]
Bench
48w 14d 18h
also available 36"w (OCC-EB09-CC)]



OCC-E072-[CC]
Sofa Table
with 2 Drawrs
44w 16d 32h



OCC-E069-[CC] (Shown)
Sofa Table
52w 19d 32h

OCC-E070-[CC]
Sofa Table
with 2 Drawers
52w 19d 32h



OCC-E076-[CC]
Wide Sofa Table
with 2 Drawrs
84w 19d 32h



OCC-E071-[CC]
Writing Desk
with Drawer
52w 24d 30h



OCC-P33-[CC]
(shown)
Plant Stand
17d 33h

OCC-P27-[CC]
Plant Stand
17d 27h
fits pots upto 12.75"d

MANHATTAN

Occasional Collection



WOODS: AK • BEC • CHY • CK • HK
MAP • OAK • OK • QS • WAL



OCC-E068
Narrow End Table
12w 28d 23h



OCC-ES068
Narrow End Table
with Shelf
12w 28d 23h



OCC-E061
End Table
1 Drawer
21w 17d 28h



OCC-ES061
End Table
with Shelf, 1 Drawer
21w 17d 28h



OCC-ES063
End Table
with Shelf, 1 Drawer
19w 28d 23h



OCC-E66
End Table
1 Drawer
23w 28d 23h



OCC-ES66
End Table
with Shelf, 1 Drawer
23w 28d 23h



OCC-EB11
Bench
60w 14d 18h (Shown)



OCC-EB10
Bench
48w 14d 18h



OCC-EB09
Bench
36w 14d 18h



OCC-ES072 (Shown)
Sofa Table
with Shelf
54w 18d 30h
also available 36"h (OCC-TES072)

OCC-ES0722

Sofa Table
with Shelf
66w 18d 30h
also available 36"h (OCC-TES0722)



OCC-ESLT75
Lift Top Coffee Table
with Shelf
49w 26d 17h



OCC-ES062 (Shown)
Sofa Table
with Shelf, 2 Drawers
54w 18d 30h
also available 36"h (OCC-TES062)

OCC-ES0622

Sofa Table
with Shelf, 2 Drawers
66w 18d 30h
also available 36"h (OCC-TES0622)



OCC-ES065
Coffee Table
with Shelf, 2 Drawers
49w 26d 19h



OCC-EX38
Small Oval Coffee Table
38w 24d 19h



OCC-E062 (Shown)
Sofa Table
2 Drawers
54w 18d 30h
also available 36"h (OCC-TE062)

OCC-E0622

Sofa Table
2 Drawers
66w 18d 30h
also available 36"h (OCC-TE0622)



OCC-EXS49
Large Oval Coffee Table
with Shelf
49w 26d 19h

OREGON

Occasional Collection



WOODS: AK • BEC • CHY • CK • HK
MAP • OAK • OK • QS • WAL



OCO-R09
Square Coffee Table
with Shelf
40w 40d 19h



OCO-RLT011
Lift Top Coffee Table
with Shelf
49w 24d 17h



OCO-R081
Stand
with Shelf, 1 Drawer
17w 17d 28h



OCO-R01
Coffee Table
with Shelf, 1 Drawer
49w 31d 19h



OCO-R011
Coffee Table
with Shelf, 1 Drawer
49w 24d 19h



OCO-R080
Narrow End Table
with Shelf
12w 28d 23h



OCO-REC44
Large Sofa Table
with Shelf, 2 Drawers
84w 18d 30h
also available 36"h (OCO-TREC44)



OCO-R082
End Table
with Shelf, 1 Drawer
19w 28d 23h



OCO-R04 (Shown)
Sofa Table
with Shelf, 2 Drawers
54w 19d 30h
also available 36"h (OCO-TR04)
OCO-R044
Sofa Table
with Shelf, 2 Drawers
66w 19d 30h
also available 36"h (OCO-TR044)



OCO-RCOR
Corner Table
with Shelf
28w 28d 23h



SARATOGA

Occasional Collection



WOODS: AK • BEC • CHY • CK • HK
MAP • OAK • OK • QS • WAL



OCS-130L
End Table

1 Door w/ Adj. Shelf & 1 Drawer
19w 28d 23h



OCS-130R
End Table

1 Door w/ Adj. Shelf & 1 Drawer
19w 28d 23h



OCS-M052

Console Table
with Shelf, 2 Drawers
38w 15d 29h

also available 36"h (OCS-TM052)



OCS-012

Storage Table

2 Doors w/ 2 Adj. Shelves & 2 Drawers
42w 23d 18h

OCS-011 (Shown)

Storage Table

2 Doors w/ 2 Adj. Shelves & 2 Drawers
48w 28d 18h



OCS-EC44

Large Sofa Table
with Shelf, 2 Drawers
84w 17d 30h

also available 36"h (OCS-TEC44)



OCS-M062 (Shown)

Console Table

with Shelf, 2 Drawers
49w 15d 28½h
also available 36"h (OCS-TM062)

OCS-M0622

Console Table

with Shelf, 2 Drawers
66w 15d 28½h
also available 36"h (OCS-TM0622)



OCS-MEB11

Bench

66w 13d 18h
also available 72"w (OCS-MEB12)



OCS-MEB10

Bench

48w 13d 18h



OCS-MEB09

Bench

36w 13d 18h



OCS-M068
Narrow End Table
with Shelf
14w 29d 23h



OCS-M021
End Table
with Shelf
20w 29d 23h



OCS-M082
End Table
with Shelf, 1 Drawer
20w 29d 23h



OCS-M098
Book Table
with 2 Shelves
24w 24d 26h



OCS-M075
Coffee Table
with Shelf
49w 24d 19h



OCS-M065
Coffee Table
with Shelf, 2 Drawers
49w 24d 19h



OCS-M064
Cocktail Table
with Shelf
44w 35d 19h

SIERRA VISTA

Occasional Collection



WOODS: AK • BEC • CHY • CK • HK
MAP • OAK • OK • QS • WAL



OCV-130L

End Table

1 Door w/ Adj. Shelf & 1 Drawer
19w 28d 23h



OCV-130R

End Table

1 Door w/ Adj. Shelf & 1 Drawer
19w 28d 23h



OCV-LT012 (Shown)

Lift Top Storage Table

2 Doors w/ 2 Adj. Shelves & 2 Drawers
42w 23d 17h



OCV-012

Storage Table

2 Doors w/ 2 Adj. Shelves & 2 Drawers
42w 23d 18h



OCV-013

Storage Cocktail Table

4 Doors w/ 4 Adj. Shelves & 4 Drawers
38w 38d 18h



OCV-011

Storage Table

2 Doors w/ 2 Adj. Shelves & 2 Drawers
48w 28d 18h



OCR1M-E082
End Table
20w 29d 23h



OCR1M-E021
End Table
20w 29d 23h



OCR1M-E068
End Table
12w 29d 23h



OCR1M-E011
Coffee Table
49w 24d 19h

OCR1M-E01 (Shown)
Coffee Table
49w 31d 19h



OCR1M-E04 (Shown)
Sofa Table
54w 16d 30h
also available 36" h (OCR1M-TE04)

OCR1M-E044
Sofa Table
66w 16d 30h
also available 36" h (OCR1M-TE044)



OCR1M-EB11
Bench
66w 14d 18h
also available 72" w (OCR1M-EB12)



OCR1M-EB10
Bench
48w 14d 18h



OCR1M-EB09
Bench
36w 14d 18h



BKS-18C[SV]
Curio 1 Door & Light
29w 14d 60h



BKS-28C[SV]
Curio 2 Door & Light
52w 14d 60h



BKS-19C[SV]
Curio 1 Door Drawer & Light
29w 16d 68h



BKS-29C[SV]
Curio 2 Door Drawers & Light
53w 16d 68h



BKS-18B[SV]
1 Door
29w 14d 60h



BKS-28B[SV]
2 Door
52w 14d 60h



BKS-19B[SV]
1 Door & Drawer
29w 16d 68h



BKS-29B[SV]
2 Door & Drawers
53w 16d 68h



BKS-38B[SV]
Triple Door
74w 14d 60h



BKS-39B[SV]
Triple Door & 3 Drawers
76w 16d 68h

SIERRA VISTA

Media Console Collection

Stuart David
Home Furnishings

WOODS: AK • CHY • CK • HK
MAP • OAK • OK • QS • WAL



M-C5-570-[SV]
2 Doors, Open Center, 2 Drawers
61w 19d 33h



Glass: M-C10G-[SV]
(Shown)
Wood: M-C10D-[SV]
Media Cabinet
29w 19d 33h



Glass: M-C11G-[SV]
(Shown)
Wood: M-C11D-[SV]
Media Cabinet, 1 Drawer
29w 19d 41h



M-C5-57G-[SV]
2 Doors, Glass Center, 2 Drawers
61w 19d 33h



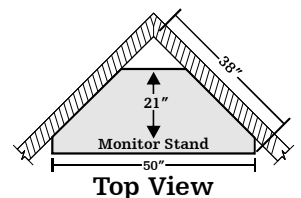
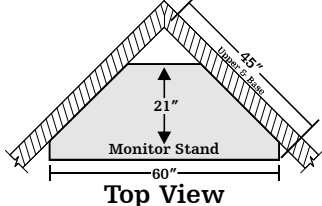
M-C5-57D-[SV]
3 Doors, 2 Drawers
61w 19d 33h



Glass: MC-C1-57G-[SV] (Shown)
Wood: MC-C1-57D-[SV]
Glass or Wood Center Doors, 2 Doors
60w 21d 23h



Glass: MC-C1-47TG-[SV] (Shown)
Wood: MC-C1-47TD-[SV]
Glass or Wood Center Door, 2 Doors
50w 21d 30h





DD-54LA-[AS] (Shown)

Right Pedestal Desk

54w 25d 31h

DD-54LB-[AS]

Right Pedestal Desk

54w 30d 31h

DD-54LC-[AS]

Right Pedestal Desk

54w 35d 31h



DD-54RA-[AS] (Shown)

Left Pedestal Desk

54w 25d 31h

DD-54RB-[AS]

Left Pedestal Desk

54w 30d 31h

DD-54RC-[AS]

Left Pedestal Desk

54w 35d 31h



DD-66A-[AS] (Shown)

Double Pedestal Desk

66w 25d 31h

DD-66B-[AS]

Double Pedestal Desk

66w 30d 31h

DD-66C-[AS]

Double Pedestal Desk

66w 35d 31h



Alta Sierra Desks come standard with
Recessed Finished Back & Side Panels



DB-B254G-[AS]

Bookcase with Doors

43w 15d 54h



DD-72A-[AS]

Double Pedestal Desk

72w 25d 31h

DD-72B-[AS] (Shown)

Double Pedestal Desk

72w 30d 31h

DD-72C-[AS]

Double Pedestal Desk

72w 35d 31h

ALTA SIERRA

Office Collection

Stuart David
Home Furnishings

WOODS: AK • BEC • CHY • CK • HK
MAP • OAK • OK • QS • WAL



DC-E25-[AS]
2 File Drawers with Doors Left & Right
72w 23d 31h



DC-E23-[AS] (Shown)
2 Pairs of Doors
66w 23d 31h
DC-E24-[AS]
2 Pairs of Doors
72w 23d 31h



DF-F242-[AS]
2 Dwr Double File
36w 23d 31h



DF-F14-[AS]
4 Drawer File
25w 23d 54h



DF-F13-[AS]
3 Drawer File
25w 23d 43h



DF-F12-[AS]
2 Drawer File
25w 23d 31h

WRITING DESKS



CAMERON *Writing Desk Collection*

WOODS: AK • BEC • CHY • CK • HK • MAP • OAK • OK • QS • WAL



OCC-D404K (Shown)
Desk with Keyboard & 2 Drawers
60w 30d 30h

OCC-D404
3 Drawer Desk
60w 30d 30h



OCC-D402
2 Drawer Desk
52w 24d 30h



OCC-D402K
Desk with Keyboard Pullout
52w 24d 30h



OCC-D403 (Shown)
3 Drawer Desk
60w 24d 30h

OCC-D403K
Desk with Keyboard & 2 Drawers
60w 24d 30h

HARRY'S *Writing Desk Collection*

WOODS: CHY • CK • HK • MAP • OAK • OK • QS • WAL



Harry's Desks with Drawers
45D-N36 (Shown)

60w 25d 30h

45D-N46

60w 31d 30h

Harry's Desks with Keyboard

45D-N36K

60w 25d 30h

45D-N46K

60w 31d 30h



Harry's Desks with Drawers
45D-360 (Shown)

60w 25d 30h

45D-460

60w 31d 30h

Harry's Desks with Keyboard

45D-360K

60w 25d 30h

45D-460K

60w 31d 30h

ADARA'S

Writing Desk Collection

WOODS: AK • BEC • CHY • CK • HK • MAP • OAK • OK • QS • WAL



D-D5321-[AA]
Writing Desk
1 Drawer
46w 21d 30h

MONITOR RISERS

WOODS: AK • BEC • CHY • CK • HK • MAP • OAK • OK • QS • WAL



TVR-2816
Single Monitor Riser
28w 16d 6h



TVR-4516
Double Monitor Riser
45w 16d 6h

CONSOLES

Occasional Collection



WOODS: AK • BEC • CHY • CK • HK
MAP • OAK • OK • QS • WAL



CON-4333-[CC]
Copper Creek Console
2 Drawers, 2 Doors, 2 adj. Shelves
43w 14d 33h



CON-3833-[SV]
Sierra Vista Console
2 Drawers, 2 Doors, 2 adj. Shelves
38w 13d 33h



CON-3635-[OR]
Oregon Console
2 Doors, 1 adj. Shelf
38w 11d 35h



CON-5233-[SV]
Sierra Vista Console
2 Drawers, 2 Doors, 2 adj. Shelves
52w 13d 33h



CON-4333-[VN]
Vernon Console
2 Drawers, 2 Doors, 2 adj. Shelves
38w 13d 33h



CON-B7735-[EMP]
Empire Wide Console
2 Drawers, 4 Doors, 4 adj. Shelves
78w 17d 35h



CON-B7735-[OR]
Oregon Wide Console
2 Drawers, 4 Doors, 4 adj. Shelves
79w 16d 35h



CON-B7735-[SV]
Sierra Vista Wide Console
2 Drawers, 4 Doors, 4 adj. Shelves
79w 16d 35h

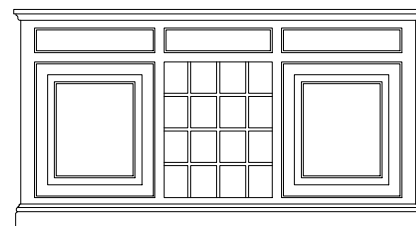


CON-7735-[VE]
Vernalis Console
2 Doors, 1 adj. Shelf
79w 17d 35h

WINE & STORAGE CONSOLES



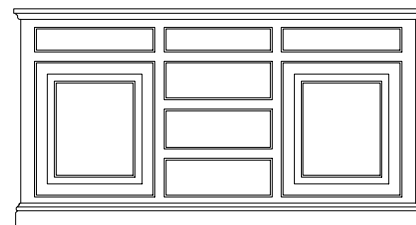
Vernalis Wine Console shown
on Rustic Cherry Hardwood



CON-W6436-[VE]

Vernalis Wine Console

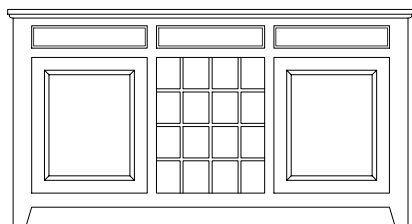
3 Drawers, 2 Doors, 2 adj. Shelves
67w 20d 36h



CON-R6436-[VE]

Vernalis Wine Console

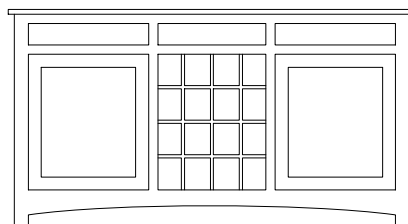
3 Drawers, 2 Doors, 2 adj. Shelves
67w 20d 36h



CON-W6436-[OR]

Oregon Wine Console

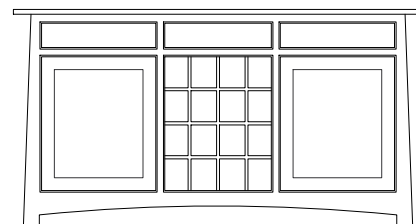
3 Drawers, 2 Doors, 2 adj. Shelves
66w 20d 36h



CON-W6436-[SC]

Sierra Crest Wine Console

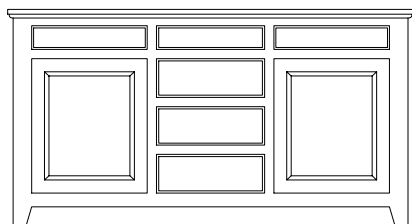
3 Drawers, 2 Doors, 2 adj. Shelves
66w 20d 36h



CON-W6436-[SV]

Sierra Vista Wine Console

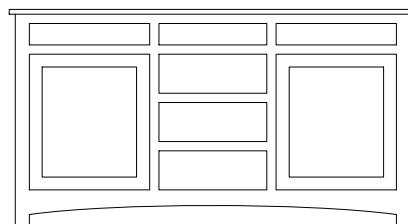
3 Drawers, 2 Doors, 2 adj. Shelves
68w 20d 36h



CON-R6436-[OR]

Oregon Wine Console

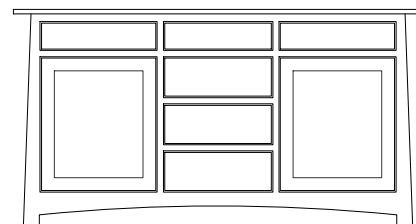
3 Drawers, 2 Doors, 2 adj. Shelves
66w 20d 36h



CON-R6436-[SC]

Sierra Crest Wine Console

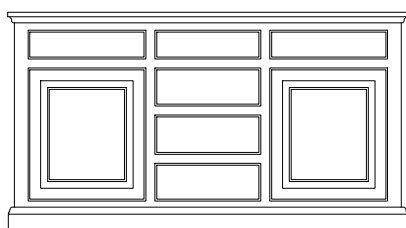
3 Drawers, 2 Doors, 2 adj. Shelves
66w 20d 36h



CON-R6436-[SV]

Sierra Vista Wine Console

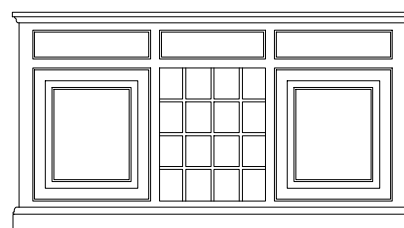
3 Drawers, 2 Doors, 2 adj. Shelves
68w 20d 36h



CON-W6436-[MN]

Madison Wine Console

3 Drawers, 2 Doors, 2 adj. Shelves
66w 20d 36h



CON-R6436-[MN]

Madison Wine Console

3 Drawers, 2 Doors, 2 adj. Shelves
66w 20d 36h

CHINAS & BUFFETS

Dining Collections



VERNON BUFFET
Shown on Rustic Hickory



SIERRA CREST CHINA
Shown on North American Cherry



SEQUOIA CHINA
Shown on Quartersawn White Oak



ASHVILLE BUFFET
Shown on Rustic Hickory & North American Walnut

CHINAS & BUFFETS

Diningroom Collections



COPPER CREEK

CHINA-54-[CC]
Copper Creek Hutch
2 Doors, 1 adj. Glass Shelf, Lighting
54w 19d 80h
priced with Hutch & Buffet

BUFF-54-[CC]
Copper Creek Buffet
2 Drawers, 2 Doors, 1 adj. Shelf
54w 19d 34h

CHINA-71-[CC]
Copper Creek Hutch
3 Doors, 1 adj. Glass Shelf, Lighting
71w 19d 80h
priced with Hutch & Buffet

BUFF-71-[CC]
Copper Creek Buffet
2 Drawers, 3 Doors, 1 adj. Shelf
71w 19d 34h

LIVINGSTON

CHINA-60-[LSN]
Livingston Hutch
2 Doors, 1 adj. Glass Shelf, Lighting
54w 20d 80h
priced with Hutch & Buffet

BUFF-60-[LSN]
Livingston Buffet
3 Drawers, 2 Doors, 2 adj. Shelves
52w 20d 36h



MADISON

CHINA-47-[MN]
Madison Hutch
2 Doors, 1 adj. Glass Shelf, Lighting
52w 20d 80h
priced with Hutch & Buffet

BUFF-47-[MN]
Madison Buffet
2 Drawers, 2 Doors, 1 adj. Shelf
49w 20d 34h

CHINA-65-[MN]
Madison Hutch
3 Doors, 1 adj. Glass Shelf, Lighting
69w 20d 80h
priced with Hutch & Buffet

BUFF-65-[MN]
Madison Buffet
3 Drawers, 3 Doors, 1 adj. Shelf
67w 20d 34h

CHINA-78-[MN]
Madison Hutch
4 Doors, 1 adj. Glass Shelf, Lighting
78w 20d 80h
priced with Hutch & Buffet
BUFF-78-[MN]
Madison Buffet
3 Drawers, 4 Doors, 1 adj. Shelf
75w 20d 34h



SEQUOIA

CHINA-65-[SQA]

Sequoia Hutch

3 Doors, 1 adj. Glass Shelf, Lighting

64w 21d 78h

priced with Hutch & Buffet

BUFF-65-[SQA]

Sequoia Buffet

3 Drawers, 3 Doors, 1 adj. Shelf

66w 21d 34h

CHINA-72-[SQA]

Sequoia Hutch

4 Doors, 1 adj. Glass Shelf, Lighting

70w 21d 78h

priced with Hutch & Buffet

BUFF-72-[SQA]

Sequoia Buffet

3 Drawers, 4 Doors, 1 adj. Shelf

72w 21d 34h

SIERRA CREST

CHINA-47-[SC2]

Sierra Crest Hutch

2 Doors, 1 adj. Glass Shelf, Lighting

53w 20d 80h

priced with Hutch & Buffet

BUFF-47-[SC2]

Sierra Crest Buffet

2 Drawers, 2 Doors, 1 adj. Shelf

49w 20d 34h

CHINA-65-[SC2]

Sierra Crest Hutch

3 Doors, 1 adj. Glass Shelf, Lighting

70w 20d 80h

priced with Hutch & Buffet

BUFF-65-[SC2]

Sierra Crest Buffet

3 Drawers, 3 Doors, 1 adj. Shelf

66w 20d 34h

CHINA-73-[SC2]

Sierra Crest Hutch

4 Doors, 5 adj. Glass Shelves, Lighting

79w 20d 80h

priced with Hutch & Buffet

BUFF-78-[SC2]

Sierra Crest Buffet

3 Drawers, 4 Doors, 1 adj. Shelf

75w 20d 34h



VERNON

BUFF-80-[VN]

Vernon Buffet

3 Drawers, 4 Doors, 1 adj. Shelf

80w 22d 34h

BUFF-63-[VN]

Vernon Buffet

3 Drawers, 3 Doors, 1 adj. Shelf

63w 22d 34h



BUFF-64-[ASH]
Ashville Buffet
 3 Drawers, 3 Doors, 3 adj. Shelves
 66w 19d 35h

ASHVILLE



CHINA-50G-[ASH]
Ashville High Buffet
 2 Drawers, 2 Glass Doors, 4 adj. Shelves
 50w 19d 48h

CHINA-50D-[ASH]
Ashville High Buffet
 2 Drawers, 2 Wood Doors, 4 adj. Shelves
 50w 19d 48h



COPPER CREEK

OCC-B001-[CC]
Copper Creek Buffet
 3 Drawers, 3 Doors, 2 adj. Shelves
 60w 18d 40h



SARATOGA
BUFF-60-[SAR]
Saratoga Buffet
 4 Drawers, 2 Doors, 2 adj. Shelf
 60w 18d 41h



ELROY
BUFF-60G-[ELR]
Elroy Buffet
 2 Drawers, 3 Glass Doors, 3 adj. Glass Shelves
 60w 19d 38h
BUFF-60G-[ELR] Shown
BUFF-60D-[ELR]
Elroy Buffet
 2 Drawers, 3 Wood Doors, 3 adj. Wood Shelves
 60w 19d 38h

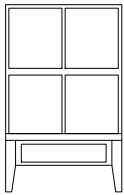
REDFORD

Cubby Collection




2 x 4, 4 x 5, & 2 x 3
Configurations
Shown in Rustic Alder


Inside Cubby:
12w 12d 16h




BKC-22-[RF]
2 x 2 Cubby
1 Drawer
27w 13d 43h




BKC-23-[RF]
2 x 3 Cubby
1 Drawer
27w 13d 57h




BKC-24-[RF]
2 x 4 Cubby
1 Drawer
27w 13d 72h




BKC-25-[RF]
2 x 5 Cubby
1 Drawer
27w 13d 87h




BKC-32-[RF]
3 x 2 Cubby
1 Drawer
39w 13d 43h



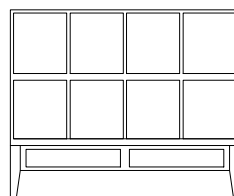
BKC-33-[RF]
3 x 3 Cubby
1 Drawer
39w 13d 57h




BKC-34-[RF]
3 x 4 Cubby
1 Drawer
39w 13d 72h




BKC-35-[RF]
3 x 5 Cubby
1 Drawer
39w 13d 87h




BKC-42-[RF]
4 x 2 Cubby
2 Drawers
52w 13d 43h



BKC-43-[RF]
4 x 3 Cubby
2 Drawers
52w 13d 57h



BKC-44-[RF]
4 x 4 Cubby
2 Drawers
52w 13d 72h



BKC-45-[RF]
4 x 5 Cubby
2 Drawers
52w 13d 87h



CUSTOM DECOR



Hanging Collections




FLOATING SHELVES

WOODS: **RUSTIC ALDER (AK)** • **BEECH (BEC)**



FS3-487

48w 7d 3½h



AVAILABLE SIZES

24, 36, 48, 60, 72, 84, 96"W	X	7, 10"D	X	3.5"H
48, 60, 72, 84, 96"W	X	10"D	X	6"H

Custom Width Available (up to 96") - Round up for pricing

FS6-8410

84w 10d 6h

FLOATING MEDIA SHELVES

WOODS: **RUSTIC ALDER (AK)** • **BEECH (BEC)**



MH-1262-[HAR]

62w 18d 12h

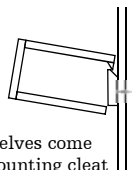


MH-1289R-[HAR]

89w 18d 12h
(Shown)

MH-1289L-[HAR]

89w 18d 12h



All shelves come
with mounting cleat

Media Shelf customization welcome - Request Quote

COUNTRY SHELVES

WOODS: **RUSTIC ALDER (AK)**



FSC-24
24w 8d 10h



FSC-30
30w 8d 10h



FSC-36
36w 8d 10h



FSC-48
48w 8d 10h



All shelves come
with mounting cleat

CHARACTER WOOD MIRRORS

WOODS: **AK • CK • HK • OK • WC**



Stuart David Mirrors
4" Frame

MR4-3351

33w 1d 51h

MR4-3362

33w 1d 62h

MR4-3636

36w 1d 36h

MR4-3871

38w 1d 71h

Adjustable mounting brackets included for Horizontal or Vertical



Stuart David Mirrors
7" Frame

MR7-3351

33w 1d 51h

MR7-3362

33w 1d 62h

MR7-3636

36w 1d 36h

MR7-3871

38w 1d 71h

Adjustable mounting brackets included for Horizontal or Vertical



WALL BEDS

Custom Collections

Your Choice:

STYLE

9 BEAUTIFUL DESIGNS

SIZE

KING
QUEEN
FULL
TWIN

OPTIONS

**NORTH AMERICAN
HARDWOODS**

RUSTIC ALDER
CHERRY
RUSTIC CHERRY
RUSTIC HICKORY
MAPLE
RED OAK
RUSTIC WHITE OAK
QUARTERSAWN WHITE OAK
AMERICAN WALNUT
+BEECH

**OVER 100
DESIGNER FINISHES**

**ARTISAN
HARDWARE**



Each Stuart David Murphy Bed is uniquely hand-crafted by skilled furniture makers custom to your taste and needs.

We are a 3rd Generation Family Business from the California Central Valley proudly building with North America's finest sustainably grown solid hardwoods and the highest quality furniture grade plywood available.

Our Wall Beds are equipped with a reliable, concealed counter-balance spring system and metal frame to seamlessly lift the comfortable mattress of your choosing (aprox 11" thick).

Our Wall Beds are functional, space saving, heirloom quality furniture built with the utmost care and highest standards.



Barn Door

Queen Wall Bed Shown in Rustic Alder
with P28 & J32 Piers
and Step-Down Pier Option



Full Wall Bed Shown
in Paint

Hayward



Queen Wall Bed Shown in Red Oak

Pasadena



Queen Wall Bed Shown in Black Walnut
with B24 Piers, Step-Down Pier,
Pier Lighting and Wood Doors Options



Queen Wall Bed Shown in
Red Oak with A24 Piers

Roseville



Twin Wall Beds Shown in Maple
with Articulating Headboards, H24D and C24D Piers
and Power Option



Lindsey



Queen Wall Bed Shown in Rustic Hickory
with Storage Headboard and B24 Piers,
with Wood Doors and Chrome Clothing Rod Options

Ashby



Queen Wall Bed Shown
in Rustic White Oak

Valley View



Twin Wall Bed Shown in Maple with E32 Pier and Attached Desk



Queen Wall Bed Shown in Paint

Folsom



Queen Wall Bed Shown in Quartersawn White Oak with A24 Piers



Horizons



Twin Horizontal Wall Bed Shown in Maple



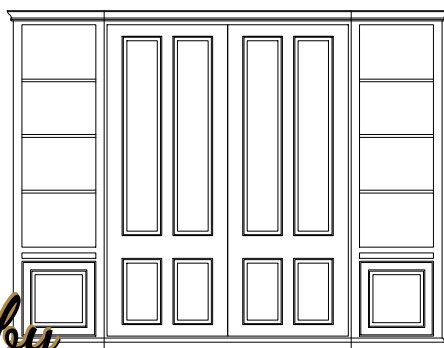
Queen Wall Bed Shown in Maple with Studio Desk Option

WALL BEDS


Custom Collections



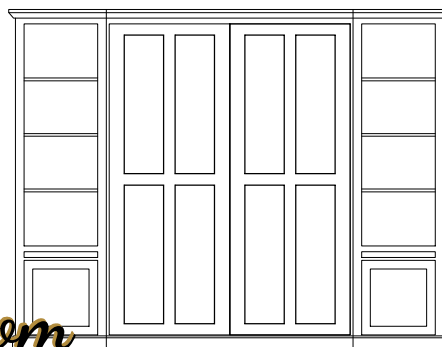
WOODS: AK • BEC • CHY • CK • HK
MAP • OAK • OK • QS • WAL




Ashby




Barn Door




Folsom



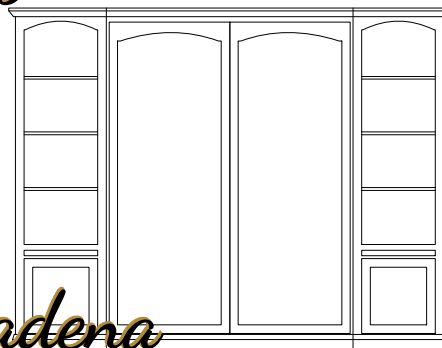
Hayward




Horizons



Lindsey



Pasadena



Roseville



Valley View

WALL BEDS

Custom Order Form

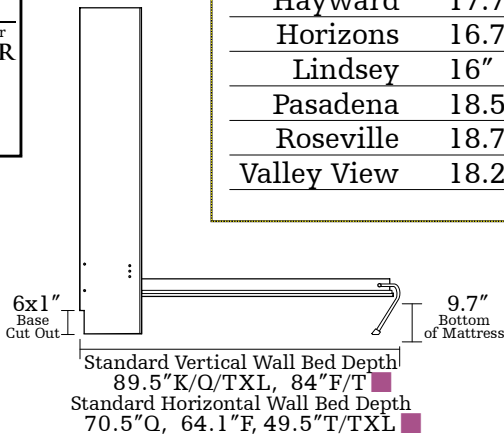
Letter / Number LEFT PIER	<div style="margin-bottom: 20px;"> <hr style="width: 80%; margin: 0 auto;"/> Name </div> <div style="margin-bottom: 20px;"> <hr style="width: 80%; margin: 0 auto;"/> Purchase Order </div> <div style="margin-bottom: 20px;"> <hr style="width: 80%; margin: 0 auto;"/> WALL BED STYLE </div> <div> <hr style="width: 80%; margin: 0 auto;"/> WALL BED SIZE </div>	Letter / Number RIGHT PIER
-------------------------------------	---	--------------------------------------

- ◆ Depth Measurements per Style
- Molding Measurements per Style
- ▲ Add Finished End Cover Measurements
- Step-Down Pier Measurements
- Add Articulating Headboard Depth Measurements

Depth and Trim Measurements (approx)

	Overall Depth ◆	Trim (per side) ○
Ashby	18.25"	+ 1.5"
Barn Door	16.75"	+ 0"
Folsom	18.55"	+ 1.8"
Hayward	17.75"	+ 1"
Horizons	16.75"	+ 0.75"
Lindsey	16"	+ 0"
Pasadena	18.55"	+ 1.8"
Roseville	18.75"	+ 1.8"
Valley View	18.25"	+ 1.5"

	Vertical Wall Bed (without trim) ○	Horizontal Wall Bed (without trim) ○
Eastern King	82"W, ◆"D, 91"H	
Queen	66"W, ◆"D, 91"H	86"W, ◆"D, 71"H
Full	60"W, ◆"D, 86"H	81"W, ◆"D, 65"H
Twin	45"W, ◆"D, 86"H	81"W, ◆"D, 50"H
Twin XL*	45"W, ◆"D, 91"H	86"W, ◆"D, 50"H <small>*Option</small>



Up to
11"
Mattress
(approx)

Custom Options

WOOD	HARDWARE	WALL BED	HEADBOARD	PIER
FINISH	Bed Door	W-DV	Standard	O-LED1
	Doors	W-DH	■ W-1HB	OLTB
	Drawers	WBLD	■ W-2LG	WSH24
	Pull-Out Tray	▲ WXT	■ W-3PIL	WSH32
		W-TXL	W-APF	● W-STEP

Articulating Headboard Measurements (Added to Standard Depth)

W-1HG	+ 2"
W-2LG	+ 5.75"
W-3PIL	+ 8.75"

Studio Desk
W-DV
 Vertical Wall Bed
 sizes:
 K/Q/F/T/TXL
 21"D

W-DH
 Horizontal Wall Bed
 sizes:
 Q - 21"D
 F - 17"D

Attaches to Front of Wall Bed Door
Folds Down with Door
Available on **Hayward, Horizons and Lindsey.**

WALL BED OPTIONS

2 LED Lights with Dimmer WBLD



Finished End Cover
 ▲ WXT
 Left

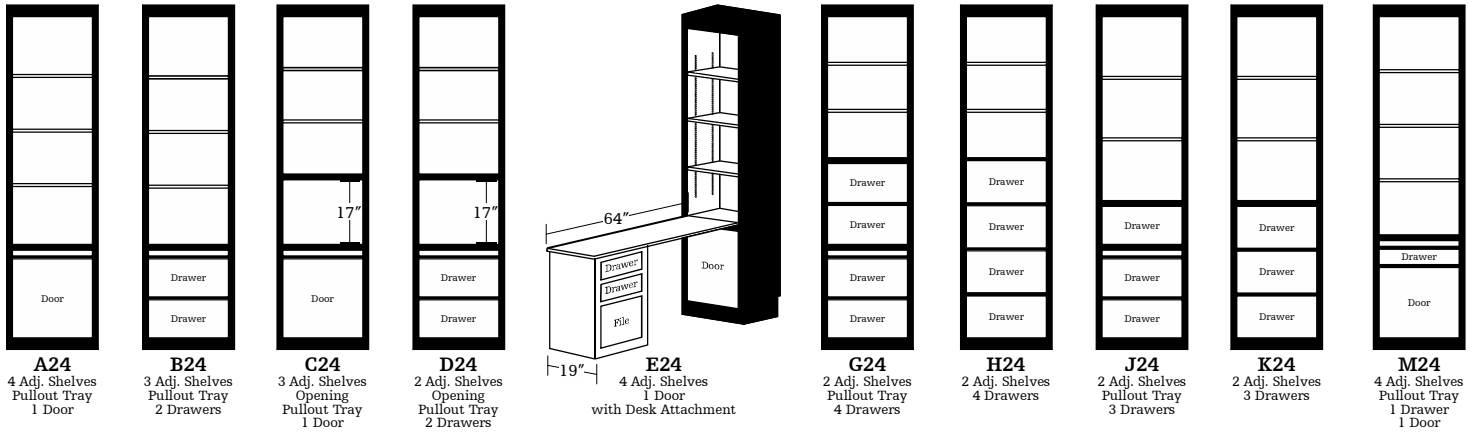
▲ WYT
 Right

Covers Mounting Bolts
Left or Right on Wall Bed without Piers
Adds 0.75" Width per Side
in addition to molding ○ ▲

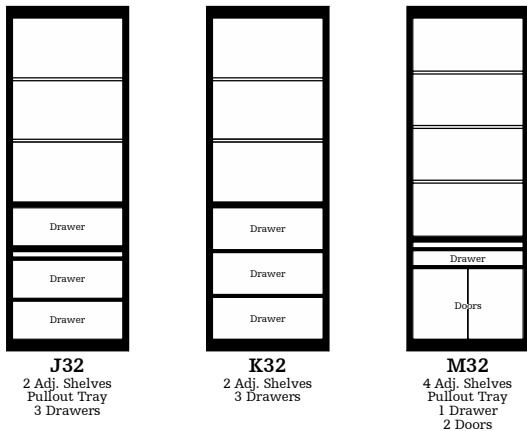
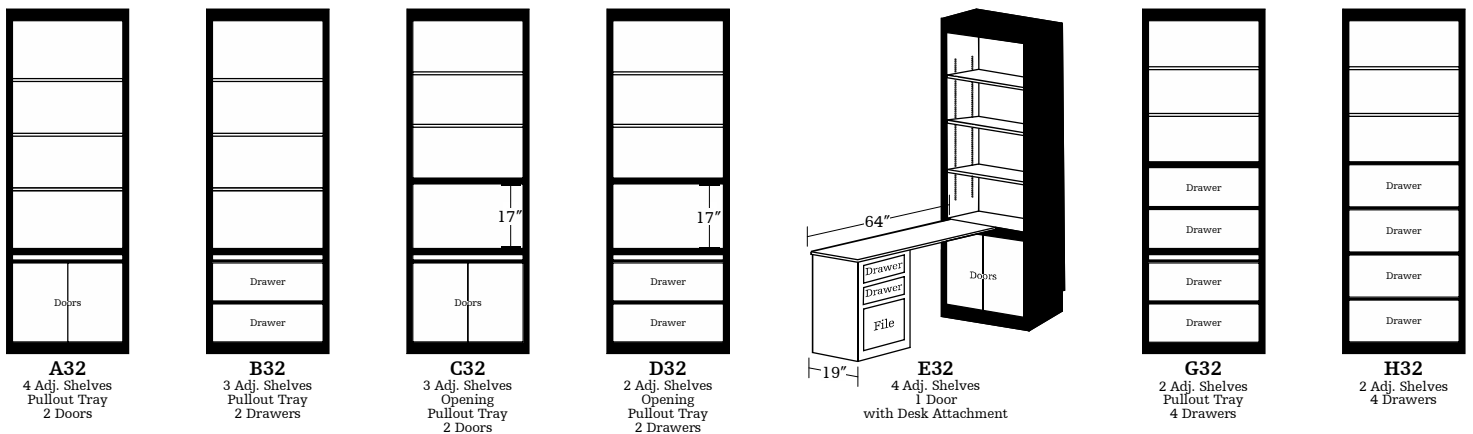
HEADBOARD OPTIONS

Standard Headboard 	Articulating Headboard W-1HB <p>■</p> <p>Adds 2"D to Standard Wall Bed</p>	Articulating Ledge Headboard W-2LG <p>■</p> <p>Includes 2 USB Ports and Cord Access Adds 5.75"D to Standard Wall Bed</p>	Articulating Storage Headboard W-3PIL <p>■</p> <p>2 Storage Compartments Includes 2 Power Plugs, 2 USB Ports, and Cord Access Adds 8.75"D to Standard Wall Bed</p>	Panel Headboard Front W-APF <p>Convert any variation of the Articulating Headboard</p>
-------------------------------	--	--	--	--

24" WIDE PIER CONFIGURATIONS ♦



32" WIDE PIER CONFIGURATIONS ♦



Standard Piers match Depth and Height of Wall Bed.

Step-Down Piers (W-STEP) are less tall and deep than Wall Bed (per Style and Options selected). Trim wraps front and sides of Wall Bed and Piers.

Standard Headboard:

- Wall Bed Depth increases 2"
- Pier Height Decreases (per Style)

Articulating Headboard (W-1HB):

- Pier Height decreases (per Style)

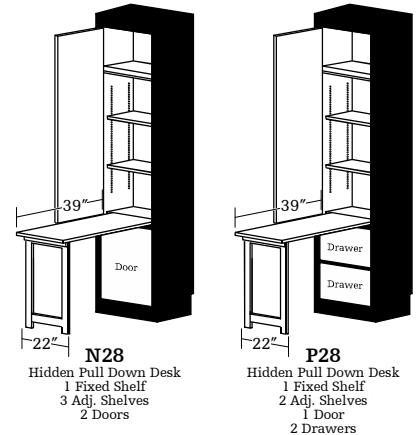
Ledge Headboard (W-2LG):

- Pier Depth increases 3.75"
- Pier Height decreases (per Style)

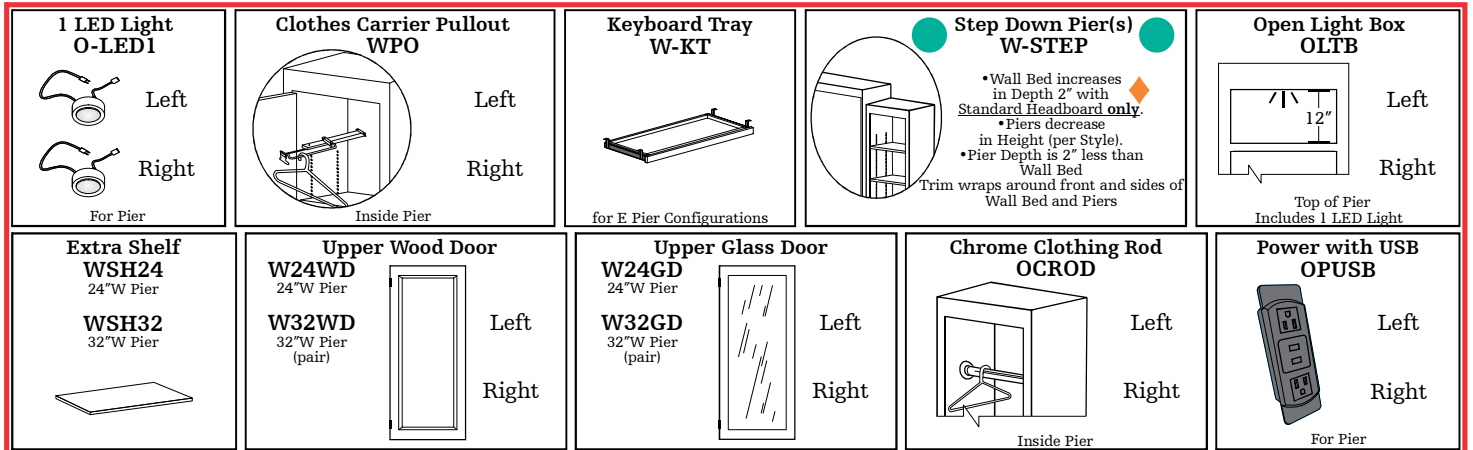
Storage Headboard (W-3PIL):

- Pier Depth increases 6.75"
- Pier Height decreases (per Style)

28" WIDE PIER CONFIGURATIONS ♦



PIER OPTIONS





Stuart's son David with his wife Linda, their children, grandchildren and Harley.

DESKS

STUDIO DESK



HIDDEN DESK



ATTACHED DESK



PULL-OUT TRAY



FULL EXTENDING, DOVETAILED DRAWERS

1X6" BASEBOARD CUT-OUT



SAFETY LOCK

HEADBOARDS

STANDARD HEADBOARD



ARTICULATING HEADBOARD



LEDGE HEADBOARD WITH PANEL FRONT OPTION
3 Grommet Holes for Cord Access with 2 USB Ports in Center Space




STORAGE HEADBOARD

2 Spaces for Storage with Cord Access in Center also Containing 2 Electrical Plugs and 2 USB Ports




LIGHTING


PIER LIGHTS
LED Light with Push Switch



WALL BED LIGHTS
2 LED Dimming Lights with Sensor Switch



COUNTER-BALANCE SPRING SYSTEM



STANDARD MATTRESS UP TO 11"H



STURDY METAL FRAME



WALL BEDS

Deluxe Collection

MADISON



VERNALIS



**SIERRA
VISTA**



*Your
Choice:*

**NORTH AMERICAN
HARDWOODS**

RUSTIC ALDER
CHERRY
RUSTIC CHERRY
RUSTIC HICKORY
MAPLE
RED OAK
RUSTIC WHITE OAK
QUARTERSAWN WHITE OAK
AMERICAN WALNUT
+BEECH

STYLE
3 INTRICATE DESIGNS

SIZE
KING
QUEEN
FULL

OPTIONS

**OVER 100
DESIGNER FINISHES**

**ARTISAN
HARDWARE**

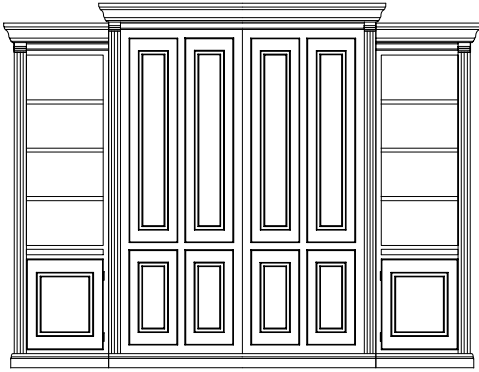
Each Stuart David Deluxe Wall Bed is uniquely hand-crafted with uncompromising quality, design and detail by skilled furniture makers custom to your taste and needs.

We are a 3rd Generation Family Business from the California Central Valley proudly building with North America's finest sustainably grown solid hardwoods and the highest quality furniture grade plywood available.

Our Wall Beds are equipped with a reliable, concealed counter-balance spring system and metal frame to seamlessly lift the comfortable mattress of your choosing (aprox 11" thick).

Our Wall Beds are functional, space saving, heirloom quality furniture built with the utmost care and highest standards.

MADISON



Madison Wall Bed

	Free-Standing (Trim L&R)	No Trim		
Eastern King	89.25"w	84.75"w	24.75"d	92.5"h
Queen	73.25"w	68.75"w	24.75"d	92.5"h
Full	67.25"w	62.75"w	24.75"d	87.5"h

Madison Pier

King/Queen ○"w 20.75"d 87"h

Full ○"w 20.75"d 82"h

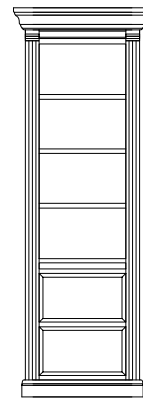
○ Choose 24, 28 or 32"w Pier
add 2.25"w per side for Madison Trim



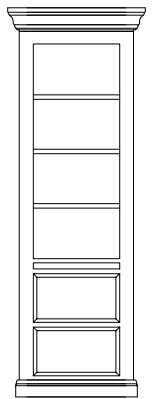
Queen Wall Bed Shown in Rustic Hickory



Queen Wall Bed Shown in Cherry with B24 Piers and Lighting Options



MM
Madison
with Fluting




MN
Madison
without Fluting



SIERRA VISTA



Queen Wall Bed Shown in Cherry



Sierra Vista Wall Bed


	Free-Standing (Trim L&R)	No Trim		
Eastern King	94"w	84.5"w	22.5"d	91.75"h
Queen	78"w	68.5"w	22.5"d	91.75"h
Full	72"w	62.5"w	22.5"d	86.75"h

Sierra Vista Pier

King/Queen	○w	20.75"d	87".25h
Full	○w	20.75"d	82.25"h

○ Choose 24, 28 or 32"w Pier

Also Available Horizontal



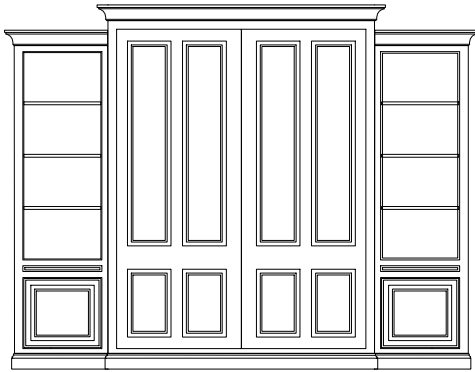
Queen	97.5"w	22.5"d	72.25"h
Full	92.5"w	22.5"d	66.25"h



Queen Wall Bed Shown in Rustic White Oak
with A24 Piers and Lighting Options.



VERNALIS



Vernalis Wall Bed

	Free-Standing (Trim L&R)	No Trim		
Eastern King	89.75"w	84.75"w	24.75"d	92.75"h
Queen	73.25"w	68.75"w	24.75"d	92.75"h
Full	67.25"w	62.75"w	24.75"d	87.75"h

Vernalis Pier

King/Queen	○w	20.5"d	87"h
Full	○w	20.5"d	82"h

○ Choose 24, 28 or 32"w Pier
add 2.5"w per side for Vernalis Trim



Queen Wall Bed Shown in Rustic White Oak

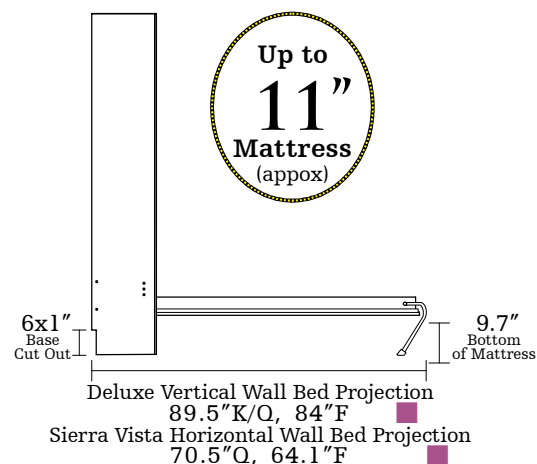


Queen Wall Bed Shown in Rustic White Oak with B24 Piers,
Wood Doors, and Lighting Options


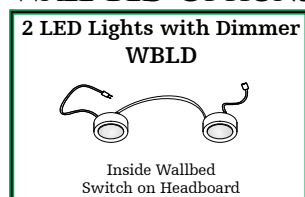
DELUXE WALL BEDS

Custom Order Form

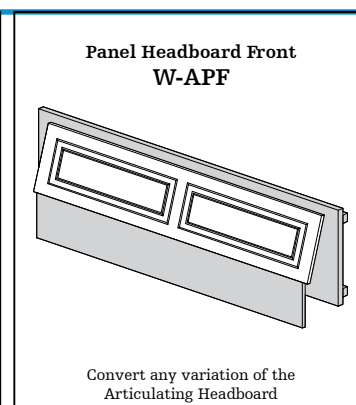
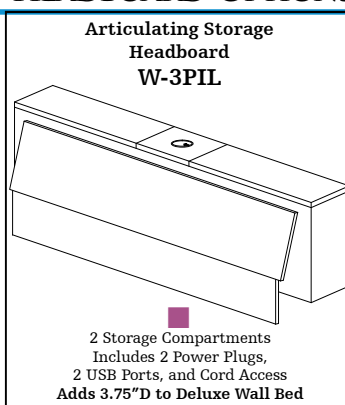
Letter / Number LEFT PIER	_____ Name _____ Purchase Order _____ WALL BED STYLE _____ WALL BED SIZE	Letter / Number RIGHT PIER
-------------------------------------	---	--------------------------------------



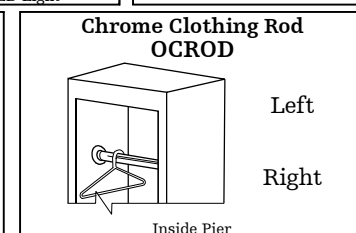
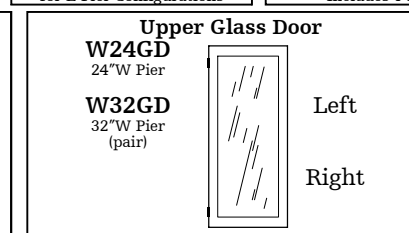
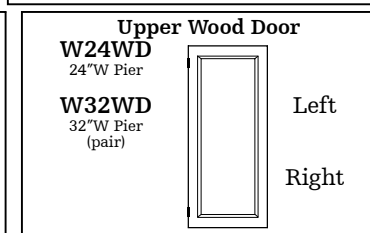
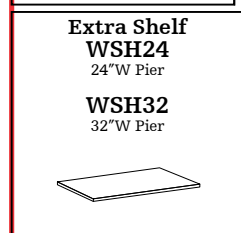
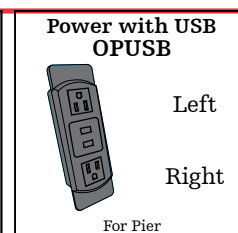
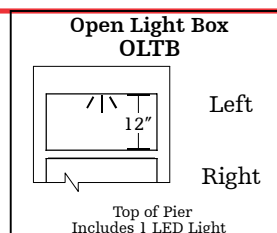
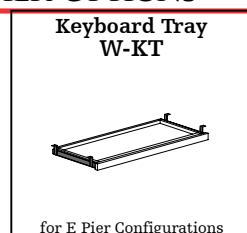
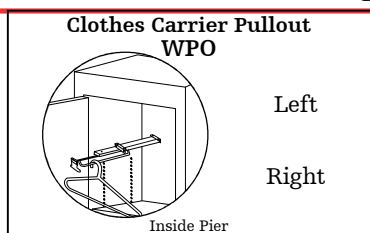
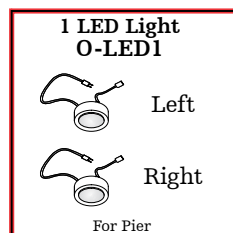
WALL BED OPTIONS



HEADBOARD OPTIONS




PIER OPTIONS




Custom Options

WOOD	HARDWARE	WALL BED	PIER	PIER	PIER	PIER
FINISH	Bed Door	WBLD	O-LED1	OLTB	W24WD	W24GD
	Doors		WPO	WSH24	W32WD	W32GD
	Drawers	W-3PIL	W-KT	WSH32	OCROD	OPUSB
	Pull-Out Tray	W-APF				

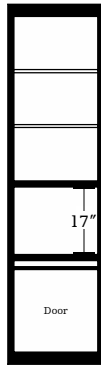
24" WIDE PIER CONFIGURATIONS ♦



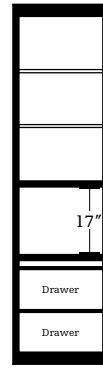
A24
4 Adj. Shelves
Pullout Tray
1 Door



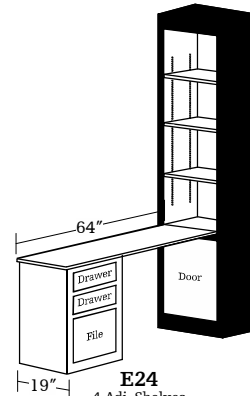
B24
3 Adj. Shelves
Pullout Tray
2 Drawers



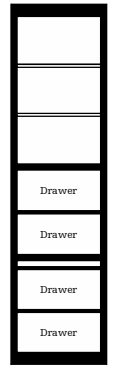
C24
3 Adj. Shelves
Opening
Pullout Tray
1 Door



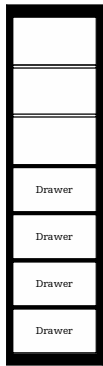
D24
2 Adj. Shelves
Opening
Pullout Tray
2 Drawers



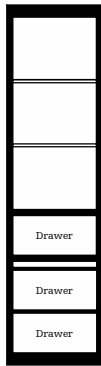
E24
4 Adj. Shelves
1 Door
with Desk Attachment



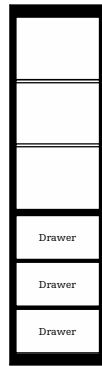
G24
2 Adj. Shelves
Pullout Tray
4 Drawers




H24
2 Adj. Shelves
4 Drawers



J24
2 Adj. Shelves
Pullout Tray
3 Drawers

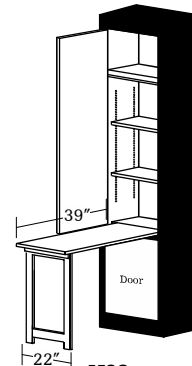


K24
2 Adj. Shelves
3 Drawers

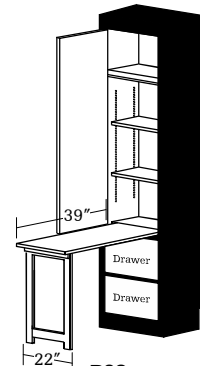


M24
4 Adj. Shelves
Pullout Tray
1 Drawer
1 Door

28" WIDE PIER CONFIGURATIONS ♦

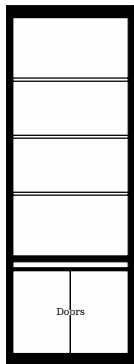


N28
Hidden Pull Down Desk
1 Fixed Shelf
3 Adj. Shelves
2 Doors




P28
Hidden Pull Down Desk
1 Fixed Shelf
2 Adj. Shelves
1 Door
2 Drawers

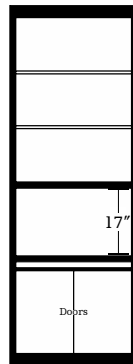
32" WIDE PIER CONFIGURATIONS ♦



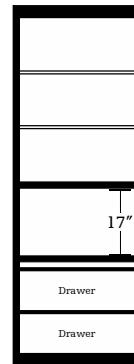
A32
4 Adj. Shelves
Pullout Tray
2 Doors



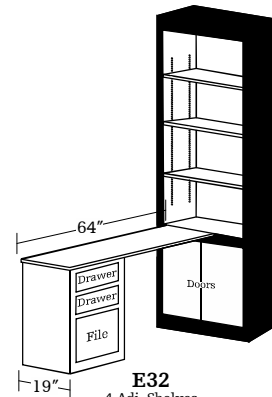
B32
3 Adj. Shelves
Pullout Tray
2 Drawers



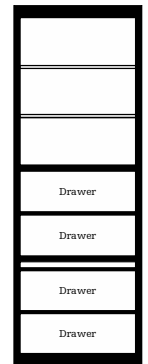
C32
3 Adj. Shelves
Opening
Pullout Tray
2 Doors



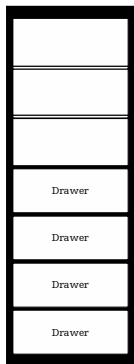
D32
2 Adj. Shelves
Opening
Pullout Tray
2 Drawers



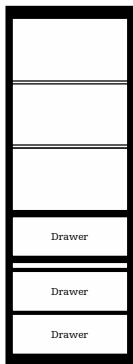
E32
4 Adj. Shelves
1 Door
with Desk Attachment



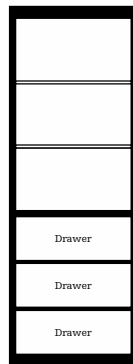
G32
2 Adj. Shelves
Pullout Tray
4 Drawers




H32
2 Adj. Shelves
4 Drawers



J32
2 Adj. Shelves
Pullout Tray
3 Drawers



K32
2 Adj. Shelves
3 Drawers



M32
4 Adj. Shelves
Pullout Tray
1 Drawer
2 Doors

Deluxe Wall Bed Piers
Step-Down
(less Height and Depth
than Wall Bed and varies
per Style and Options selected)

ASK ABOUT OUR 10 OTHER BEAUTIFUL
WALL BED DESIGNS WITH MORE CUSTOM FEATURES!

HEADBOARDS

**LEDGE HEADBOARD
WITH PANEL FRONT OPTION**
3 Grommet Holes for Cord Access
with 2 USB Ports in Center Space



STORAGE HEADBOARD
2 Spaces for Storage
with Cord Access in Center
also Containing 2 Electrical Plugs and 2 USB Ports



Stuart's son David with his wife Linda,
their children, grandchildren and Harley.



COUNTER-BALANCE SPRING SYSTEM



STANDARD MATTRESS UP TO 11"H



STURDY METAL FRAME

PULL-OUT TRAY



FULL EXTENDING, DOVETAILED DRAWERS

1X6" BASEBOARD CUT-OUT




SAFETY LOCK

PIER LIGHTS
LED Light with Push Switch



LIGHTING

WALL BED LIGHTS
2 LED Dimming Lights with Sensor Switch



STUDIO

Wall Bed Collection

Your Choice:

STYLE

2 BEAUTIFUL DESIGNS

SIZE

KING
QUEEN
FULL
TWIN

OPTIONS

NORTH AMERICAN

HARDWOODS

RUSTIC ALDER
CHERRY
RUSTIC CHERRY
RUSTIC HICKORY
MAPLE
RED OAK
RUSTIC WHITE OAK
QUARTERSAWN WHITE OAK
AMERICAN WALNUT
+BEECH

**OVER 100
DESIGNER FINISHES**

**ARTISAN
HARDWARE**

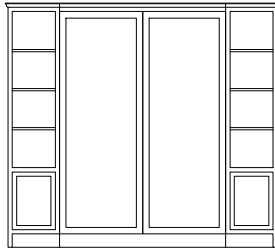


Standard Features:

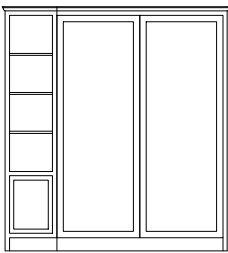
- ACCOMMODATES ANY PLUSH MATTRESS (ABOUT 11" THICK)
- HIGHEST QUALITY MATERIALS AND CONSTRUCTION
- SEAMLESS COUNTER-BALANCE SPRING SYSTEM & METAL FRAME
- FUNCTIONAL & SPACE SAVING
- EASY INSTALLATION
- BASEBOARD CUTOUTS & CORD ACCESS
- HEIRLOOM FURNITURE MADE TO ORDER BUILT TO LAST IN CALIFORNIA

Hayward

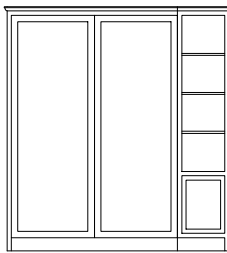
Vertical Wall Bed
with Pier(s)



WCS-[HY]V



WCSL-[HY]V




WCSR-[HY]V

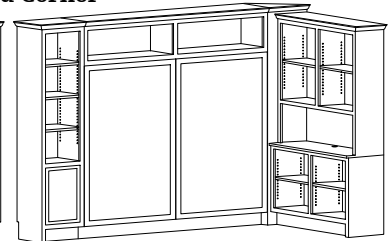
	w/1 Pier	w/2 Piers			
E King	102"w	118"w	19"d	91"h	
Queen	86"w	102"w	19"d	91"h	
Full	80"w	96"w	19"d	86"h	
Twin	65"w	81"w	19"d	86"h	
Twin XL	65"w	81"w	19"d	91"h	



Horizontal Wall Bed
with Upper Cubby,
Pier and Corner




WCKL-H-[HY]V



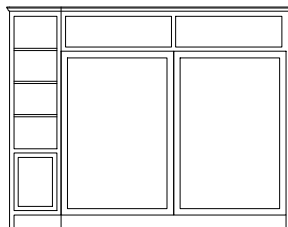
WCKR-H-[HY]V

Queen	120"w	73"d	83"h
Full	115"w	67"d	77"h
Twin	115"w	52"d	62"h
Twin XL	120"w	52"d	62"h

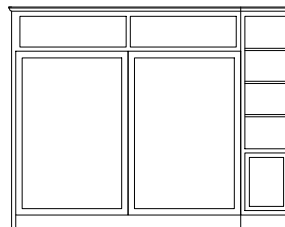
Horizontal Wall Bed
with Upper Cubby




WCB-H-[HY]V



WCTL-H-[HY]V



WCTR-H-[HY]V



WCT-H-[HY]V

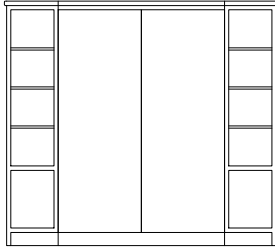
	No Pier	w/1 Pier	w/2 Piers		
Queen	88"w	105"w	121"w	19"d	83"h
Full	83"w	100"w	116"w	19"d	77"h
Twin	88"w	100"w	116"w	19"d	62"h
Twin XL	83"w	105"w	121"w	19"d	62"h

Stand-alone Wall Beds found in Custom Program


WOOD			FINISH			HORIZONTAL				Options				WALL BED		HEADBOARD	
						WCKL-H-V <small>Cubbies, Pier, Left Corner</small>								WBLD		Standard	
HARDWARE	Hayward		SIZE			Wall Beds		WCKR-H-V <small>Cubbies, Pier, Right Corner</small>				W-DV/H		W-1HB			
	Bed Door					WCS-V <small>2 Piers</small>		WCB-H-V <small>Cubbies</small>						Standard		L R	
						WCT-H-V <small>Cubbies, 2 Piers</small>						WSH24		W-B17			
	Pier Door(s)					WCSL-V <small>1 Pier Left</small>		WCTL-H-V <small>Cubbies, Left Pier</small>				OWD24		OP2U2		W-K17	
						WCSR-V <small>1 Pier Right</small>		WCTR-H-V <small>Cubbies, Right Pier</small>				ODH		O-LED		W-H17	

Horizons


Vertical Wall Bed
with Pier(s)



WCS-[HZ]V



WCSL-[HZ]V




WCSR-[HZ]V

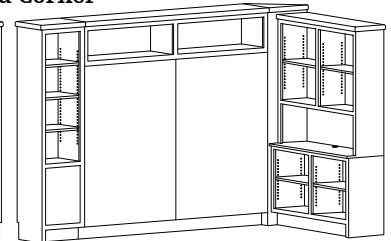
	w/1 Pier	w/2 Piers			
E King	102"w	118"w	18"d	91"h	
Queen	86"w	102"w	18"d	91"h	
Full	80"w	96"w	18"d	86"h	
Twin	65"w	81"w	18"d	86"h	
Twin XL	65"w	81"w	18"d	91"h	



Horizontal Wall Bed
with Upper Cubby,
Pier and Corner




WCKL-H-[HZ]V



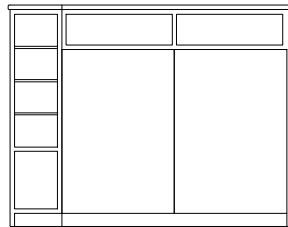
WCKR-H-[HZ]V

Queen	120"w	72"d	83"h
Full	115"w	66"d	77"h
Twin	115"w	51"d	62"h
Twin XL	120"w	51"d	62"h

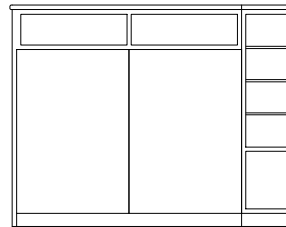
Horizontal Wall Bed
with Upper Cubby



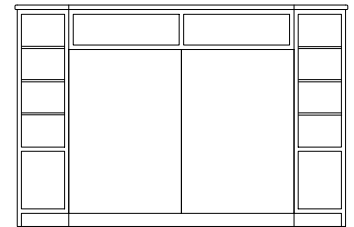
WCB-H-[HZ]V



WCTL-H-[HZ]V



WCTR-H-[HZ]V



WCT-H-[HZ]V

	No Pier	w/1 Pier	w/2 Piers		
Queen	88"w	105"w	121"w	18"d	83"h
Full	83"w	100"w	116"w	18"d	77"h
Twin	88"w	100"w	116"w	18"d	62"h
Twin XL	83"w	105"w	121"w	18"d	62"h

Stand-alone Wall Beds found in Custom Program

WOOD			FINISH			HORIZONTAL				WALL BED				HEADBOARD					
						WCKL-H-V <small>Cubbies, Pier, Left Corner</small>				WBLD				Standard					
HARDWARE	<i>Horizons</i>		SIZE	<i>Wall Beds</i>		WCKR-H-V <small>Cubbies, Pier, Right Corner</small>				<i>Options</i>		W-DV/H				W-1HB			
	Bed Door			E King <small>Vertical Only</small>		WCB-H-V <small>Cubbies</small>								Standard		<small>L R</small>			
				Queen															
	Pier Door(s)			Full		WCS-V <small>2 Piers</small>		WCT-H-V <small>Cubbies, 2 Piers</small>		PIER		WSH24				W-B17			
			VERTICAL			WCSL-V <small>1 Pier Left</small>		WCTL-H-V <small>Cubbies, Left Pier</small>		OWD24		<small>Qty</small>		OP2U2		W-K17			
				Twin															
				TwinXL		WCSR-V <small>1 Pier Right</small>		WCTR-H-V <small>Cubbies, Right Pier</small>		ODH		<small>Qty</small>		O-LED		<small>Qty</small>		W-H17	

WALL BED OPTIONS

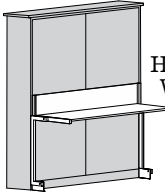
2 LED Lights with Dimmer WBLD



Inside Wallbed
Switch on Headboard

Studio Desk

W-DV
Vertical
Wall Bed
sizes:
K/Q/F/T/TXL
21"D

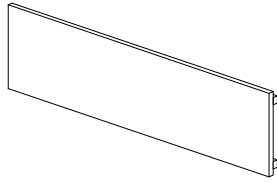


W-DH
Horizontal
Wall Bed
sizes:
Q - 21"D
F - 17"D

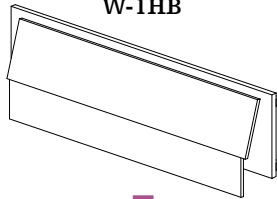
Attaches to Front of Wall Bed Door
Folds Down with Door
Available on Hayward, Horizons and Lindey.

HEADBOARD OPTIONS

Standard Headboard



Articulating Headboard W-1HB



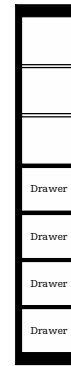
Adds 2"D to Standard Wall Bed

PIER OPTIONS

Pier Configurations



Standard
4 Adj. Shelves
1 Door



WH17
2 Adj. Shelves
4 Drawers



WK17
2 Adj. Shelves
3 Drawers



WB17
3 Adj. Shelves
2 Drawers

Upper Wood Door

OWD24
Hayward Style
Only



indicate placement on order form

ODH
Horizons Style
Only



LED Light
O-LED1
O-LED2
O-LED3
O-LED4
O-LED5



For Cubbies & Piers
includes one switch

Power with USB OP2U2



Extra Shelf WSH24



indicate placement
on order form

Up to
11"
Mattress
(approx)

6x1"
Base
Cut Out

Standard Vertical Wallbed Depth

89.5"K/Q/TXL, 84"F/T
Standard Horizontal Wallbed Depth

70.5"Q, 64.1"F, 49.5"T/TXL

9.7"
Bottom
of Mattress

More Wall Bed Options available in Custom Program




Stuart's son David with his wife Linda,
their children, grandchildren and Harley.

LIGHTING

PIER LIGHTS
LED Light with Push Switch



WALL BED LIGHTS
2 LED Dimming Lights with Sensor Switch



1X6" BASEBOARD CUT-OUT




SAFETY LOCK

HEADBOARDS

STANDARD HEADBOARD



ARTICULATING HEADBOARD



COUNTER-BALANCE SPRING SYSTEM

STANDARD MATTRESS UP TO 11"H

STURDY METAL FRAME

BI-FOLD BOOKCASE

Wall Bed Collection

Stuart David
Home Furnishings

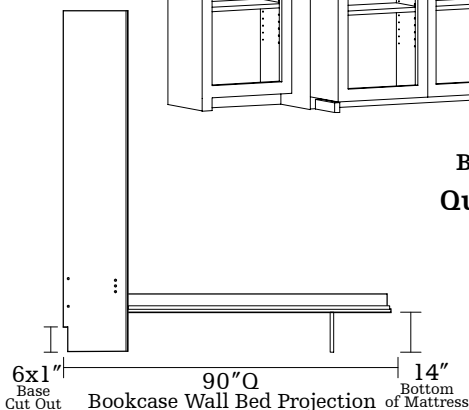
WOODS: AK • CHY • CK • HK
MAP • OAK • OK • QS • WAL



BI-FOLD BOOKCASE WALL BED (WG-[PV])
SHOWN IN RUSTIC HICKORY



WG-Q[PV]
Bi-Fold Bookcase Wall Bed
Queen 103"w 30"d 93"h



OPTIONS



WBLD
2 LED Lights
with Dimmer
Inside Wall Bed



WPL
1 LED Light
Left or Right
Inside Pier



Custom Options		PIER	
WOOD	FINISH	Bed WBLD	
		Pier WPL	L
			R

SANTA CRUZ

Wallbed Collection

Stuart David
Home Furnishings

WOODS: AK • CHY • CK • HK
MAP • OAK • OK • QS • WAL



WG-[SZ]

Wall Bed with 21" Piers Left & Right

E King	124"w	16"d	91"h
Queen	108"w	16"d	91"h
Full	102"w	16"d	86"h
Twin	87"w	16"d	86"h



SANTA CRUZ WALL BED (WG-[SZ])
SHOWN 2-TONED IN MAPLE



WL-[SZ]

Wall Bed with 21" Pier Left

E King	103"w	16"d	91"h
Queen	87"w	16"d	91"h
Full	81"w	16"d	86"h
Twin	66"w	16"d	86"h



W-[SZ]

Free Standing Wall Bed

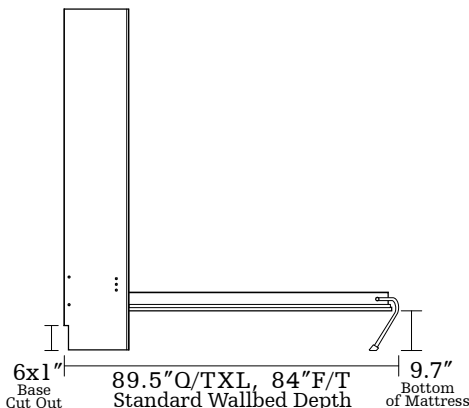
E King	82"w	16"d	91"h
Queen	66"w	16"d	91"h
Full	60"w	16"d	86"h
Twin	45"w	16"d	86"h



WR-[SZ]

Wall Bed with 21" Pier Right

E King	103"w	16"d	91"h
Queen	87"w	16"d	91"h
Full	81"w	16"d	86"h
Twin	66"w	16"d	86"



Custom Options			
BED	SIZE	WOOD	HARDWARE
W-[SZ]	E King		Bed Door
WG-[SZ]	Queen		
WL-[SZ]	Full	FINISH	Pier Door(s)
WR-[SZ]	Twin		